

TP6/PR-B

CUTTING BENDING
FORMING MACHINE FOR
AXIAL COMPONENTS

EXAMPLES OF FORMS STANDARD LEAD Ø: 1 - 1,3



40.OL21 Z 3,1
40.OL31 Z 3,9
40.OL24 Z 5



REINFORCED LEAD Ø: 1 - 1,4

40.OL22 Z 3,1
40.OL32 Z 3,9
40.OL25 Z 5

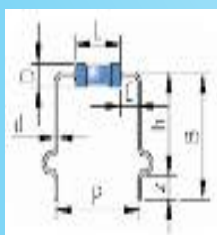
PRODUCTION PER HOUR:
TAPED 25000
LOOSE 5000

The model TP6/PR-B is designed for cutting-forming and bending taped axial components. The "stand-off" form keeps the body off the P. C. Board. The machine handles components with lead diameter from 1 to 1,4

mm (.039 to .055"). It can be motorized. With TP6/PR-B it is possible to exclude the kink substituting the cutting/forming wheels with only cutting wheels.

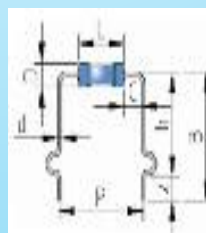
40.OL21 - 40.OL31 - 40.OL24
STANDARD VERSIONS

40.OL22 - 40.OL32 - 40.OL25
REINFORCED VERSIONS



	MM		IN	
	min	max	min	max
P	6,5	60	.255	2.362
B	10	14	.393	.551
C	1,2		.047	
L		50		1.968
d	1	1,3	.039	.051
D	1	16	.039	.629
h	7	11	.275	.433

code 40.OL01 Z	3.1 fix	.122 fix
code 40.OL11 Z	3.9 fix	.153 fix
code 40.OL04 Z	5 fix	.196 fix



	MM		IN	
	min	max	min	max
P	10,16	60	.4	2.362
B	10	14	.393	.551
C	2,4		.094	
L		50		1.968
d	1	1,4	.039	.055
D	1	16	.039	.629
h	7	11	.275	.433

code 40.OL02 Z	3.1 fix	.122 fix
code 40.OL12 Z	3.9 fix	.153 fix
code 40.OL05 Z	5 fix	.196 fix

TP6/PR-B/97 CUTTING BENDING FORMING MACHINE FOR AXIAL COMPONENTS

EXAMPLES OF FORMS STANDARD LEAD Ø: 1 -1,3



40.OL21/97 Z 3,1

40.OL31/97 Z 3,9

40.OL24/97 Z 5



REINFORCED LEAD Ø: 1: 1 -1,4



40.OL22/97 Z 3,1

40.OL32/97 Z 3,9

40.OL25/97 Z 5



PRODUCTION PER HOUR:
TAPED 25000
LOOSE 5000

The model TP6/PR-B/97 is designed for cutting-forming and bending taped axial components. The "stand-off" form keeps the body off the P. C. Board. The machine handles components with lead diameter from 1 to 1,4 mm (.039 to .055"). It can be motorized. With TP6/PR-B/97 it is possible to exclude the kink substituting the cutting/forming wheels with only cutting

wheels. Easy to set up and use. This system automatically adjusts the bending wheels, reducing the set-up time and making it easier.

This system is available with all versions of TP6/PR-B machine.

Warning= the maximum pitch possible with the /97 system is 40mm. and the maximum "B" is 10mm.

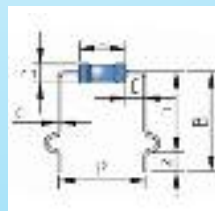
40.OL21/97 - 40.OL31/97 -
40.OL24/97 - STANDARD VERSIONS

40.OL22/97 - 40.OL32/97 -
40.OL25/97 - REINFORCED VERSIONS



	MM		IN	
	min	max	min	max
P	6,5	80	.255	2.362
B	10	14	.393	.551
C	1,2		.047	
L		50		1.968
d	1	1,3	.039	.051
D	1	16	.039	.629
h	7	11	.275	.433

code 40.OL01 Z	3.1 fix	.122 fix
code 40.OL11 Z	3.9 fix	.153 fix
code 40.OL04 Z	5 fix	.196 fix



	MM		IN	
	min	max	min	max
P	10,16	60	.4	2.362
B	10	14	.393	.551
C	2,4		.094	
L		50		1.968
d	1	1,4	.039	.055
D	1	16	.039	.629
h	7	11	.275	.433

code 40.OL02 Z	3.1 fix	.122 fix
code 40.OL12 Z	3.9 fix	.153 fix
code 40.OL05 Z	5 fix	.196 fix

TP6/PR-B OPTIONAL ACCESSORIES



BR6 - 400200 REEL HOLDER



MOT98 - 7915030 - 220 V. - MOTOR DRIVE UNIT.
MOT98 - 7915031 - 110 V. - MOTOR DRIVE UNIT



TNS - 21.0011 WASTE TAPE EJECTOR



CS10 - 51.0100 FEEDER FOR LOOSE COMPONENTS



200240 COMPLETE BODY GUIDE
