

TP/SC4

CUTTING FORMING MACHINE FOR LOOSE RADIAL COMPONENTS

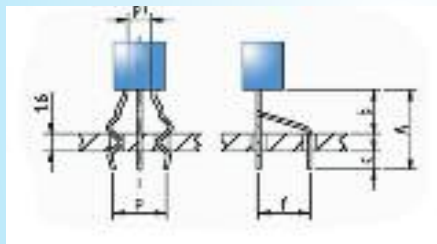
16.0000 STANDARD 2 CYLINDERS
WITHOUT FORMING DIE



16.0100 3 CYLINDERS WITHOUT
FORMING DIE



163000 CENTER LEAD SPREAD - DOUBLE KINK
ON OUTER LEADS



	MM			IN		
	min	max	fix	min	max	fix
A*			6,1			.24
b*			3			.122
c*			1,6			.059
f*			2,54			.1
p*			5,08			.2
p1*			2,54			.1

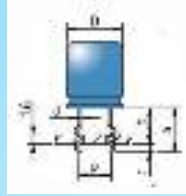
*: QUOTA TO BE COMUNICATED AT ORDER

The pneumatic machine TP/SC4, very flexible equipment, is designed for cutting and forming loose radial components. A large number of dies are designed and manufactured to realise the mainly requested standard forms and special ones. Die 163000 is the only die that needs the activation of a third cylinder that can only be with TP/SC4. It is possible to equip this machine, on request, with two wire holders in order to lock the leads between the body and the operation area. THIS OPTION SHOULD BE REQUESTED AT ORDER.

DIAMETER OF THE LEAD 0,3 TO 0,8MM
PRODUCTION: 2000 P/H

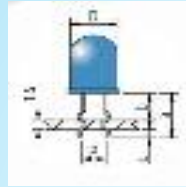
STANDARD DIES FOR TP/TS1

160600 STAND OFF LOCK IN – DOUBLE KINK –
P:= 2,54 - 5,08 - 7,62 - 10,16 MM (.1 - .2 - .3 - .4")



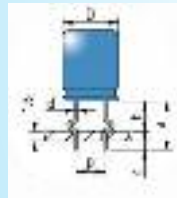
	MM			IN		
	min	max	fix	min	max	fix
a	5	15		.196	.590	
b	2	12		.078	.472	
c			1,4			.055
d	0,4	0,8		.015	.031	
D	1	15		.039	.590	

160700 STAND OFF-LOCK IN LED/DOUBLE KINK –
L.E.D. P.2,54 MM (.1")



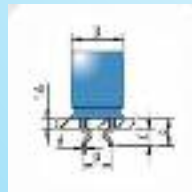
	MM			IN		
	min	max	fix	min	max	fix
a	5	15		.196	.590	
b	2	12		.078	.472	
c			1,4			.055
D	2	5		.078	.196	

160800 STAND OFF-KINK OUTWARD - P:=2 - 2,54 - 5,08 -
7,62 - 10,16 MM (.78 - .1 - .2 - .3 - .4")



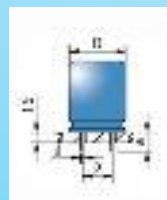
	MM			IN		
	min	max	fix	min	max	fix
a	6	16		.236	.629	
b	3	13		.118	.511	
c			1,4			.055
d	0,4	0,8		.015	.031	
D	1	15		.039	.590	

160900 BODY LOCKED ON P.C.BOARD - P:=2,54 - 5,08 -
7,62 - 10,16 mm (.1 - .2 - .3 - .4")



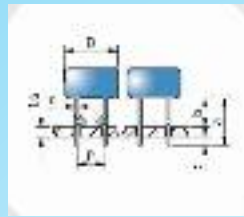
	MM			IN		
	min	max	fix	min	max	fix
a			3			.118
c			1,4			.055
d	0,4	0,8		.015	.031	
D	1	15		.039	.590	

161000 STRAIGHT CUT - P:=2,54 - 5,08 - 7,62 - 10,16
MM (.1 - .2 - .3 - .4")



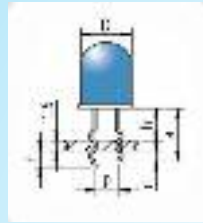
	MM			IN		
	min	max	fix	min	max	fix
a	3	13		.118	.511	
d	0,4	0,8		.015	.031	
D	1	15		.039	.590	

161100 DIODE BRIDGE 4 LEADS - P.5,08 MM (.2")



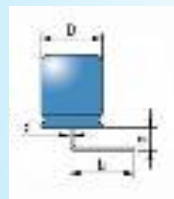
	MM			IN		
	min	max	fix	min	max	fix
a	6	14		.236	.551	
b	4	12		.157	.472	
c			1,4			.055
d	0,4	0,8		.015	.031	
D	1	15		.039	.590	

161200 POLARITY - P.2,54 MM (.1")



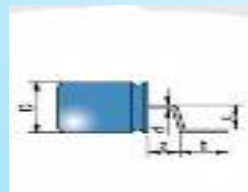
	MM			IN		
	min	max	fix	min	max	fix
a	5	15		.196	.590	
b	2	12		.078	.472	
c			1,4			.055
D	2	5		.078	.196	
E			2,4			.094

161300 90° BENDING



	MM			IN		
	min	max	fix	min	max	fix
a	3	8		.118	.314	
b*			6			.236
d*	0,4	0,8		.015	.031	
D*	1	15		.039	.590	

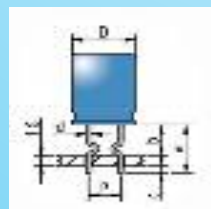
161400 SURFACE MOUNTING



	MM			IN		
	min	max	fix	min	max	fix
a	2,5	8		.098	.314	
b*			2			.078
c*			2,5			.098
d*	0,4	0,8		.015	.031	
D*	1	15		.039	.590	

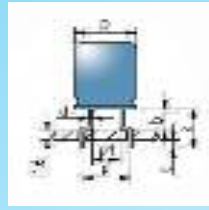
161500 STAND OFF/KINK INWARD

P: 2,54 - 5,08 - 7,62 - 10,16 MM (.1 - .2 - .3 - .4")



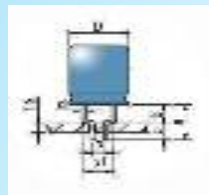
	MM			IN		
	min	max	fix	min	max	fix
a	8	16		.236	.629	
b	3	13		.118	.511	
c			1,4			.055
d	0,4	0,8		.015	.031	
D	1	15		.039	.590	

161700 TO SPREAD OUT AND CUT



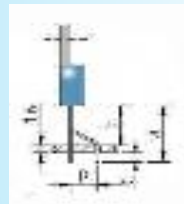
	MM			IN		
	min	max	fix	min	max	fix
a	5	8		.196	.314	
b	2	5		.078	.196	
c			1,4			.055
d*	0,4	0,8		.015	.031	
D	1	15		.039	.590	
p1*			2,54			.1
p*			5,08			.2

161800 REDUCE PITCH AND CUT



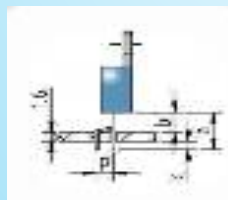
	MM			IN		
	min	max	fix	min	max	fix
a	5	8		.196	.314	
b	2	5		.078	.196	
c			1,4			.055
d*	0,4	0,8		.015	.031	
D	1	15		.039	.590	
p1*			5,08			.2
p*			2,54			.1

162100 TO 220 CENTRAL LEAD SPREAD AND CUT



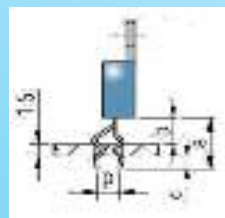
	MM			IN		
	min	max	fix	min	max	fix
a	7	13		.275	.511	
b	4	10		.157	.393	
c			1,4			.055
p*			2,54			.1

162200 TO 220 CENTER LEAD SPREAD AND LOCK



	MM			IN		
	min	max	fix	min	max	fix
a	7	13		.275	.511	
b	4	10		.157	.393	
c			1,4			.055
p*			2,54			.1

162300 TO 220 CENTER LEAD SPREAD/3 LEAD LOCK



	MM			IN		
	min	max	fix	min	max	fix
a	7	13		.275	.511	
b	4	10		.157	.393	
c			1,4			.055
p*			2,54			.1

162400 TO 220 DOUBLE KINK ON THREE LEAD - IN LINE



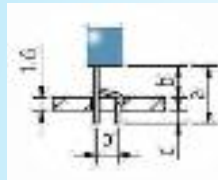
	MM			IN		
	min	max	fix	min	max	fix
a	6	11		.236	.433	
b	3	8		.118	.314	
c			1,4			.055

162500 TO 92 CENTER LEAD SPREAD



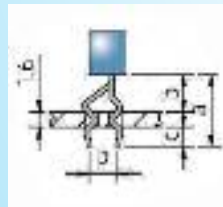
	MM			IN		
	min	max	fix	min	max	fix
a	7	13		.275	.511	
b	4	10		.157	.393	
c			1,4			.055
p*			1,27			.05

162600 TO 92 CENTER LEAD SPREAD AND LOCK



	MM			IN		
	min	max	fix	min	max	fix
a	7	13		.275	.511	
b	4	10		.157	.393	
c			1,4			.055
p*			1,27			.05

162700 TO 92 CENTER LEAD SPREAD/THREE LEAD LOCK



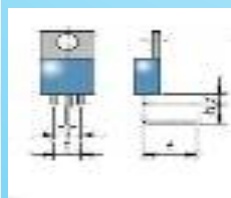
	MM			IN		
	min	max	fix	min	max	fix
a	7	13		.275	.511	
b	4	10		.157	.393	
c			1,4			.055
p*			1,27			.05

162800 TO 92 STAND OFF-LOCK IN/THREE LEAD IN LINE



	MM			IN		
	min	max	fix	min	max	fix
a	6	11		.236	.433	
b	3	8		.118	.314	
c			1,4			.055

163100 TO 220 90° BENDING CENTER LEAD OFF SET



	MM			IN		
	min	max	fix	min	max	fix
a	3	5		.118	.196	
b*			5			.196
p*			8			.216
p			5,08			.2