



- 11 - SPARE PARTS

11.1 WARNING FOR THE CUSTOMER

Before ordering any particular spare part, it is always necessary to specify the serial number of the machine to which the part shall fit.



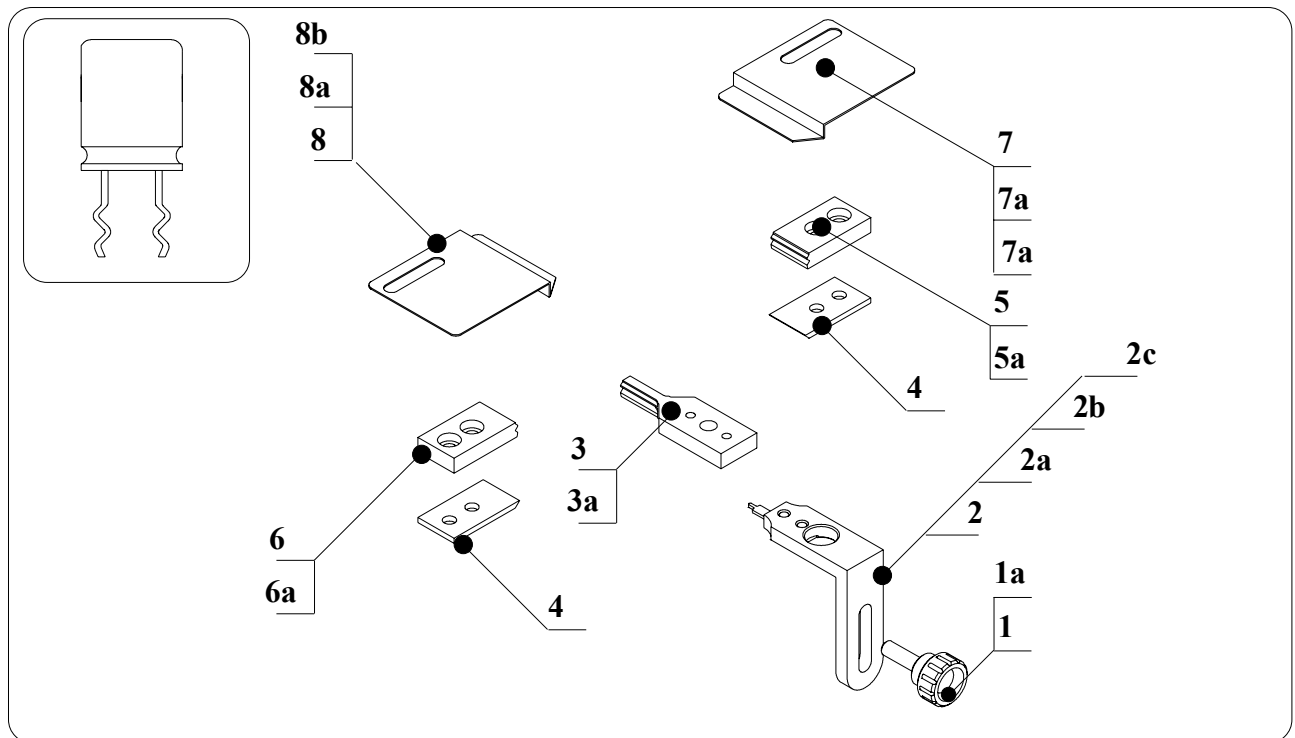
11.2.1 DETAILED DRAWING OF MACHINE'S BODY TP SC 4 (cod. 16.0000)



Ref.	Item	Description	Q.ty
1	160001	MACHINE'S BODY TP/SC4	1
1a	400211	ENSAT BUSHING M5/M8X10	16
2	150106	RUBBER FEET Ø 18	4
2a	600050	SCREW TBEIM4X6	4
3	150504	BRACKET B 220 FOR REGULATOR EAR 2000	1
3a	750106	SCREW TBEIM5X10 UNBRAKO	2
4	150502	AIR REGULATOR EAR2000	1
4a	150503	PRESSURE GAUGE 0.10 MM FOR AIR REGULATOR	1
4b	160009	REDUCER 2530 1/4-1/8 FOR PRESSURE GAUGE	1
5	150501	PLASTIC ELBOW CONNECTOR KQL-06-01S 90° 1/4	1
6	150513	PLASTIC ELBOW CONNECTOR KQL-06-01S 90° 1/8 FOR AIR BOX	1
7	950606	PIPE FITTING KQH-06-01S	10
7a	150510	RILSAN HOSE D. 6X4	4
8	160013	GLYCODUR BUSHING Ø 20 Ø 23 H=30	6
9	160003	SUPPORT FOR CUTTING BLADE AND PUNCHES	2
10	850107	NUT M8	2
11	150207	CP SET SCREW M8X20	2
12	150208	SPRING D11670 D. 5.8 H=17.5	2
13	150209	CUTTING BLADE CENTERING DEV.	2
14	150201	CUTTING BLADE JOINT - TP/SC4	2
15	160002	CYLINDER ECQ2B4015-D	2
15a	850214	SCREW TCEIM5x45	8
16	160030	SAFETY SIDE 3rd CYLINDER	1
16a	750105	SCREW TBEIM5X6 UNBRAKO	4
17	900014	ALLEN CAP 1/8	4
18	160004	SUPPORT FOR ADJUSTABLE DIE	1
18a	160015	CYLINDER PLUG D. 3x8	2
19	750314	CAP SCREW TCEIM5X15	4
20	500028	SCREW TSEIM5X35	1
21	400210	KNOB M5X16	1
21a	420022	WASHER D. 5	2
22	160004	SUPPORT FOR ADJUSTABLE DIE	1
22a	160015	CYLINDER PLUG Ø 3x8	2
22b	150514	PLASTIC CONNECTOR KQH-06-02S 1/4	3
23	150521	POLYESTER SHEATH 20mm.L= mm 1500	1
23a	150510	RILSAN HOSE Ø 6x4 L= mm 3400	3
24	150510	RILSAN HOSE Ø 6x4 L= mm 1800	1
ADJUSTEMENT TOOLING SET			
A	400804	ALLEN KEY mm.3	1
B	500062	KEY FOR FEEDER SE4	1

11.3 DETAILED DRAWINGS OF PREFORMING UNITS

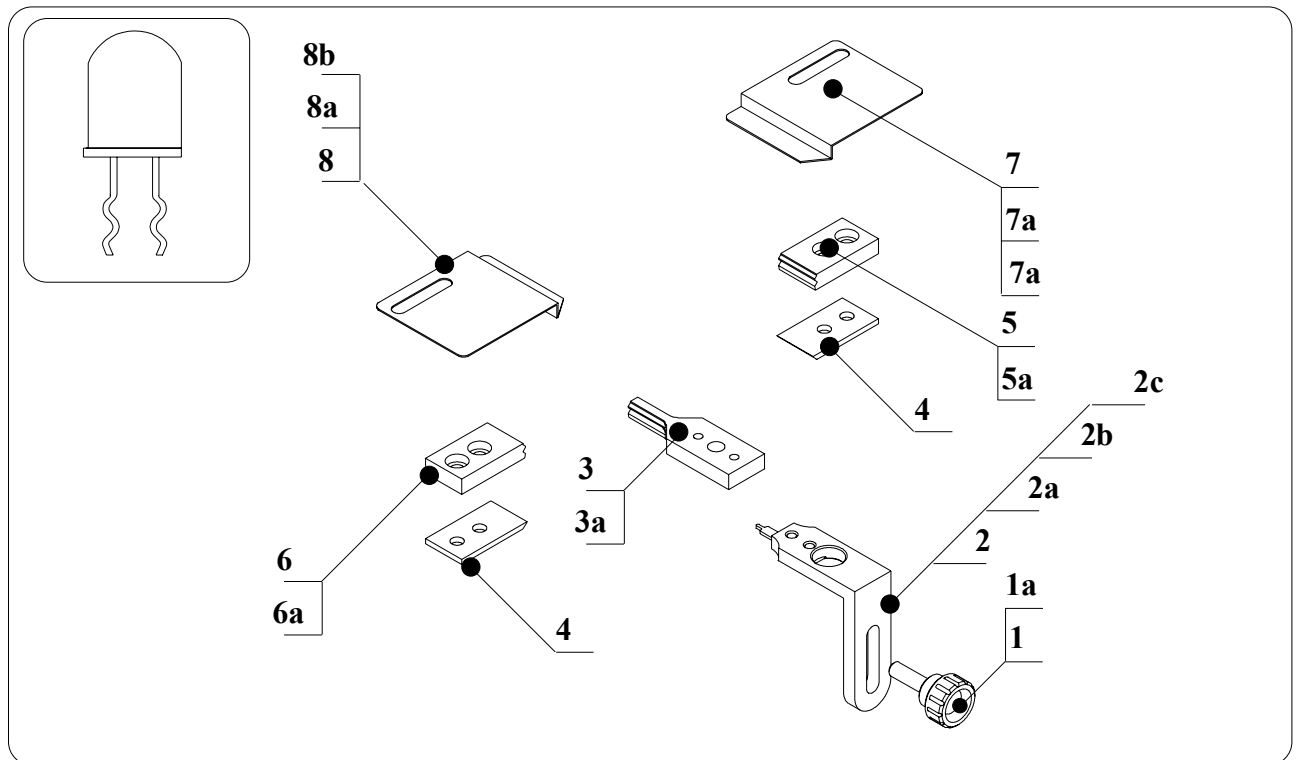
11.3.1. DETAILED DRAWING OF DIE ASSEMBLY STAND OFF LOCK IN COD. 160600



11.3.1.1 DETAILED SPARE PARTS LIST DIE ASSEMBLY STAND OFF LOCK IN COD. 160600

Pos.	Article	Description	Q.ty
1	400210	KNOB M5X16 (supplied with the machine)	1
1a	420022	WASHER D. 5 (supplied with the machine)	1
2	160040	<u>COMPLETE PREFORMING ADJUSTER FROM P=2 TO P=10,16</u>	1
2a	160018	REFERENCE HOLDER FROM P=2 TO P=10,16	1
2b	160019	PREFORMING REFERENCE FROM P=2 TO P=10,16	1
2c	500006	CS SCREW M3X8	2
3	160603	DIE P. 2,54 STAND OFF LOCK IN	1
3	160604	DIE P. 5,08 STAND OFF LOCK IN	1
3	160605	DIE P. 7,62 STAND OFF LOCK IN	1
3	160606	DIE P. 10,16 STAND OFF LOCK IN	1
3a	550012	BH SCREW M5X15	1
4	160607	CUTTING BLADES TP/SC4	2
5	160601	RIGHT PUNCH STAND OFF LOCK IN	1
5a	150210	REDUCED CAPSCREW M4X10	2
6	160602	LEFT PUNCH STAND OFF LOCK IN	1
6a	150210	REDUCED CAPSCREW M4X10	2
7	160011	RIGHT DOOR FOR TP/SC4	1
7a	500070	SCREW TBEI M5X8	1
7b	420022	WASHER D. 5	1
8	160012	LEFT DOOR FOR TP/SC4	1
8a	500070	SCREW TBEI M5X8	1
8b	420022	WASHER D. 5	1

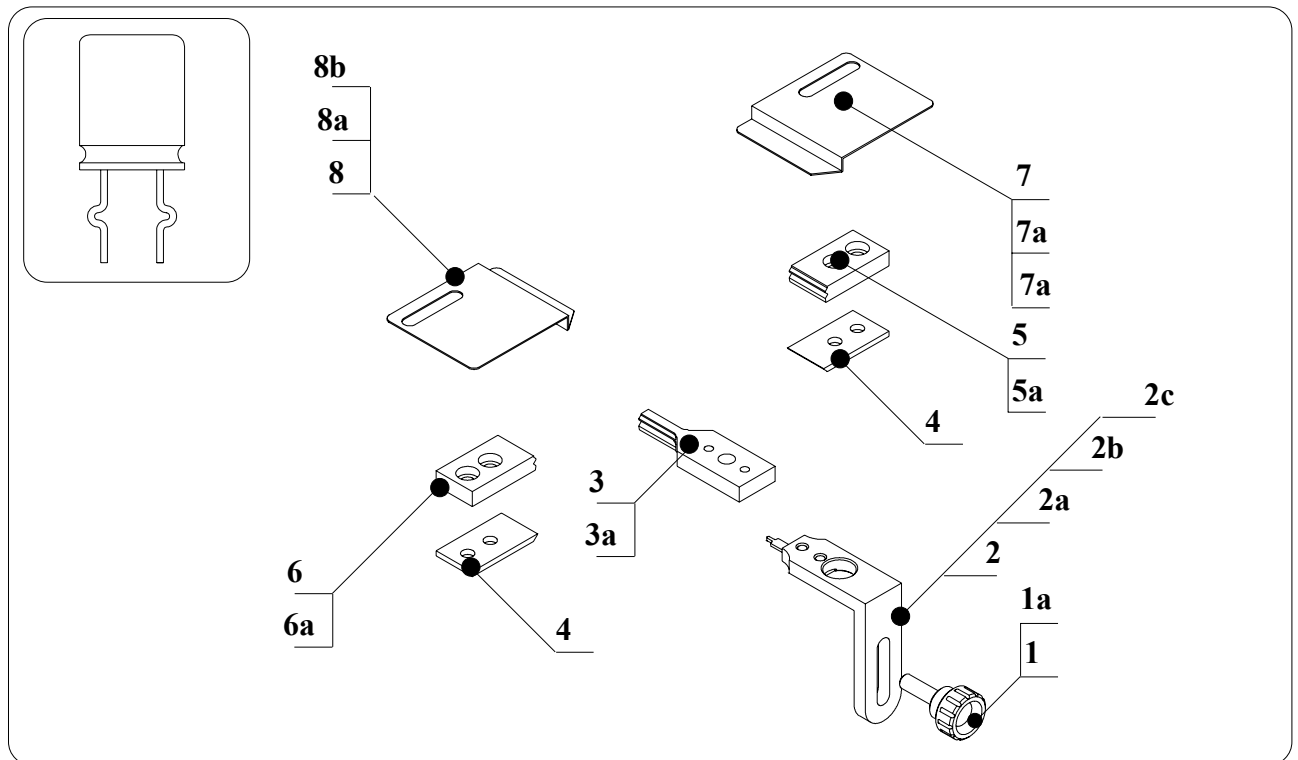
11.3.2. DETAILED DRAWING OF DIE ASSEMBLY STAND OFF LOCK IN LED COD. 160700



11.3.2.1 DETAILED SPARE PARTS LIST OF DIE ASSEMBLY STAND OFF LOCK IN LED COD. 160700

Pos.	Article	Description	Q.ty
1	400210	KNOB M5X16 (supplied with the machine)	1
1a	420022	WASHER D. 5 (supplied with the machine)	1
2	160040	COMPLETE PREFORMING ADJUSTER FROM P=2 TO P=10,16	1
2a	160018	REFERENCE HOLDER FROM P=2 TO P=10,16	1
2b	160019	PREFORMING REFERENCE FROM P=2 TO P=10,16	1
2c	500006	CS SCREW M3X8	2
3	160703	DIE P. 2MM STAND OFF LOCK IN	1
3a	550012	BH SCREW M5X15	1
4	160607	CUTTING BLADES TP/SC4	2
5	160701	RIGHT FORMING PUNCH P. 2MM STAND OFF LOCK IN-LED	1
5a	150210	REDUCED CAPSCREW M4X10	2
6	160702	LEFT FORMING PUNCH P. 2MM STAND OFF LOCK IN-LED	1
6a	150210	REDUCED CAPSCREW M4X10	2
7	160011	RIGHT DOOR FOR TP/SC4	1
7a	500070	SCREW TBEI M5X8	1
7b	420022	WASHER D. 5	1
8	160012	LEFT DOOR FOR TP/SC4	1
8a	500070	SCREW TBEI M5X8	1
8b	420022	WASHER D. 5	1

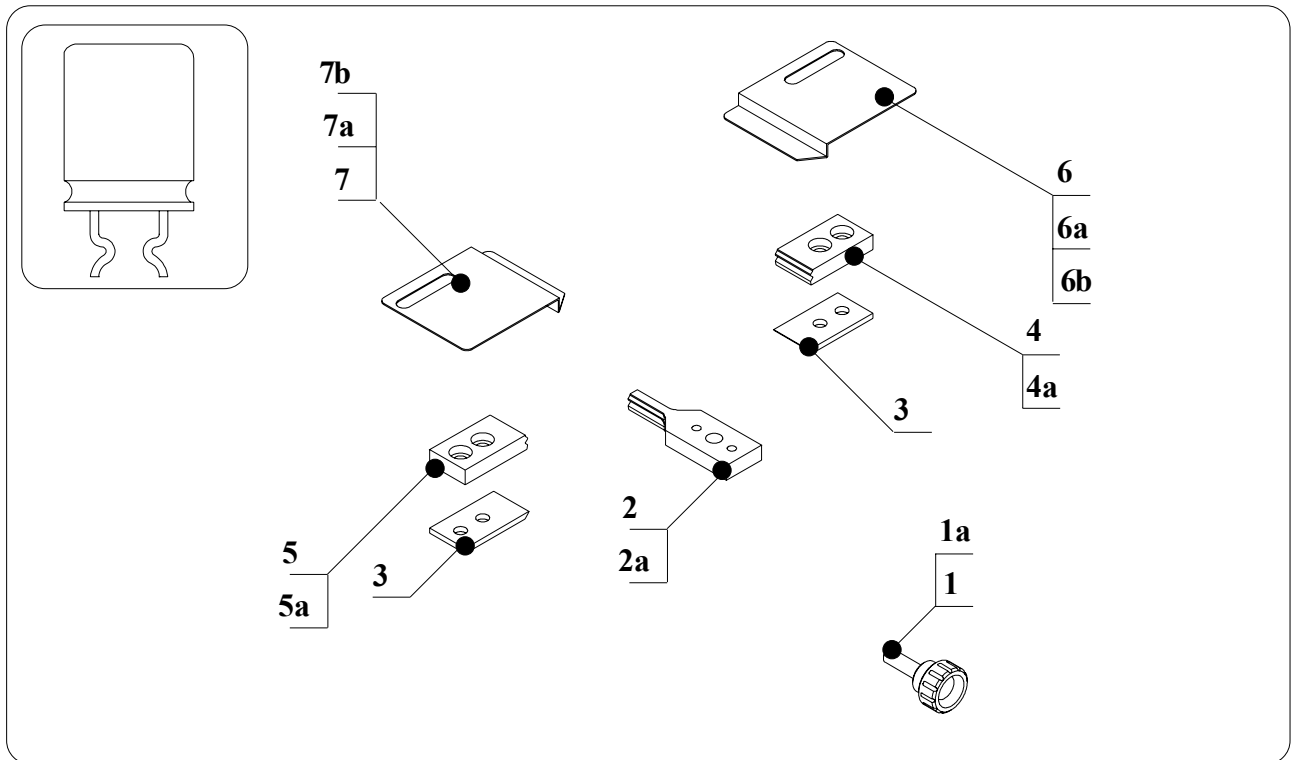
11.3.3. DETAILED DRAWING OF DIE ASSEMBLY STAND OFF - KINK OTWARDS COD. 160800



11.3.3.1 DETAILED SPARE PARTS LIST OF DIE ASSEMBLY STAND OFF - KINK OTWARD COD. 160800

Pos.	Article	Description	Q.ty
1	400210	KNOB M5X16 (supplied with the machine)	1
1a	420022	WASHER D. 5 (supplied with the machine)	1
2	160040	COMPLETE PREFORMING ADJUSTER FROM P=2 TO P=10,16	1
2a	160018	REFERENCE HOLDER FROM P=2 TO P=10,16	1
2b	160019	PREFORMING REFERENCE FROM P=2 TO P=10,16	1
2c	500006	CS SCREW M3X8	2
3	160803	DIE P. 2 STAND OFF KINK OUTWARDS	1
3	160804	DIE P. 2,54 STAND OFF KINK OUTWARDS	1
3	160805	DIE P. 5,08 STAND OFF KINK OUTWARDS	1
3	160806	DIE P. 7,62 STAND OFF KINK OUTWARDS	1
3	160807	DIE P. 10,16 STAND OFF KINK OUTWARDS	1
3a	550012	BH SCREW M5X15	1
4	160607	CUTTING BLADES TP/SC4	2
5	160801	RIGHT FORMING PUNCH STAND OFF KINK OUTWARDS	1
5a	150210	REDUCED CAPSCREW M4X10	2
6	160802	LEFT FORMING PUNCH STAND OFF KINK OUTWARDS	1
6a	150210	REDUCED CAPSCREW M4X10	2
7	160011	RIGHT DOOR FOR TP/SC4	1
7a	500070	SCREW TBEI M5X8	1
7b	420022	WASHER D. 5	1
8	160012	LEFT DOOR FOR TP/SC4	1
8a	500070	SCREW TBEI M5X8	1
8b	420022	WASHER D. 5	1

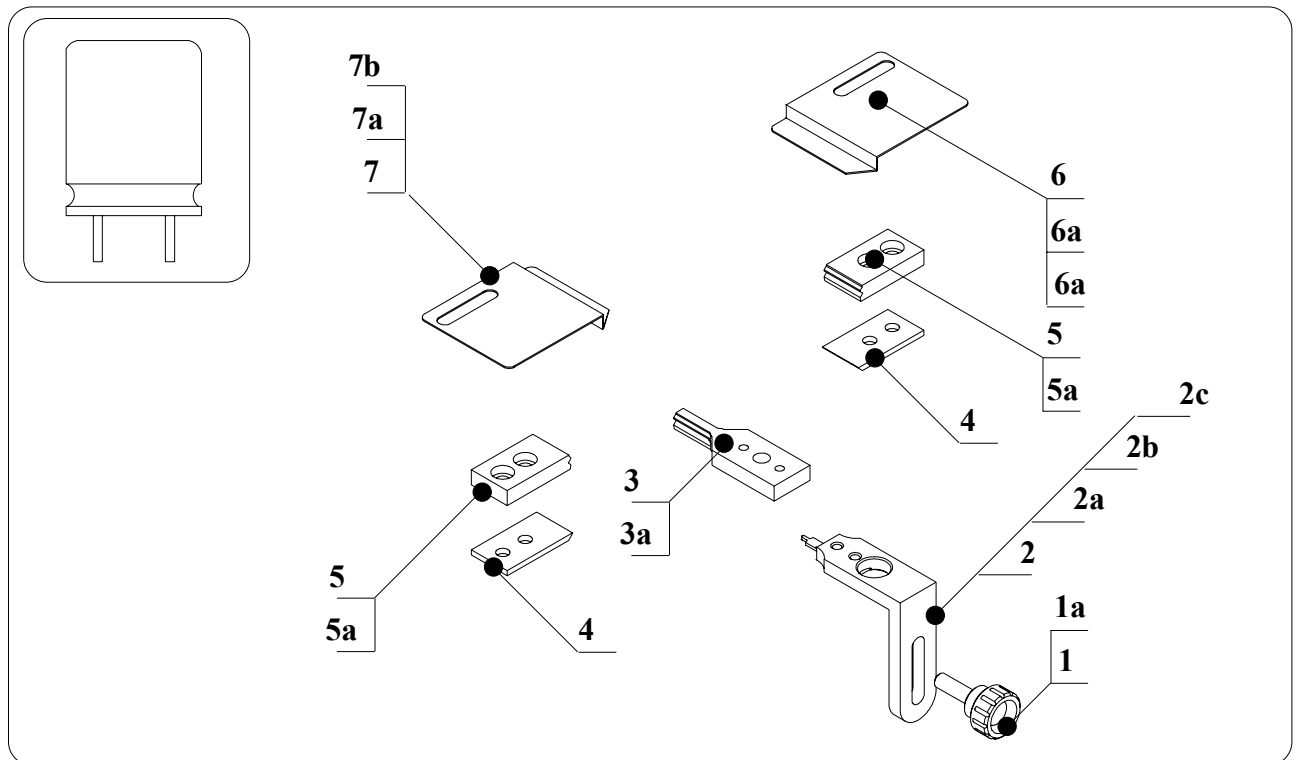
11.3.4. DETAILED DRAWING OF DIE ASSEMBLY BODY LOCKED ON PCB COD. 160900



11.3.4.1 DETAILED SPARE PARTS LIST OF DIE ASSEMBLY BODY LOCKED ON PCB COD. 160900

Pos.	Article	Description	Q.ty
1	400210	KNOB M5X16 (supplied with the machine)	1
1a	420022	WASHER D. 5 (supplied with the machine)	2
2	160903	DIE P. 2,54 BODY LOCKED ON PCB	1
2	160904	DIE P. 5,08 BODY LOCKED ON PCB	1
2	160905	DIE P. 7,62 BODY LOCKED ON PCB	1
2	160906	DIE P. 10,16 BODY LOCKED ON PCB	1
2a	750302	BH SCREW M5X12	1
3	160607	CUTTING BLADES TP/SC4	2
4	160901	RIGHT FORMING PUNCH BODY LOCKED ON P.C.B.	1
4a	150210	REDUCED CAPSCREW M4X10	2
5	160902	LEFT FORMING PUNCH BODY LOCKED ON P.C.B.	1
5a	150210	REDUCED CAPSCREW M4X10	2
6	160949	RIGHT SAFETY COVER FOR DIE ASSEMBLIES 160900 AND 161000	1
6a	500070	SCREW TBEI M5X8	1
6b	420022	WASHER D. 5	1
7	160950	LEFT SAFETY COVER FOR DIE ASSEMBLIES 160900 AND 161000	1
7a	500070	SCREW TBEI M5X8	1
7b	420022	WASHER D. 5	1

11.3.5. DETAILED DRAWING OF DIE ASSEMBLY STRAIGHT CUT COD. 161000

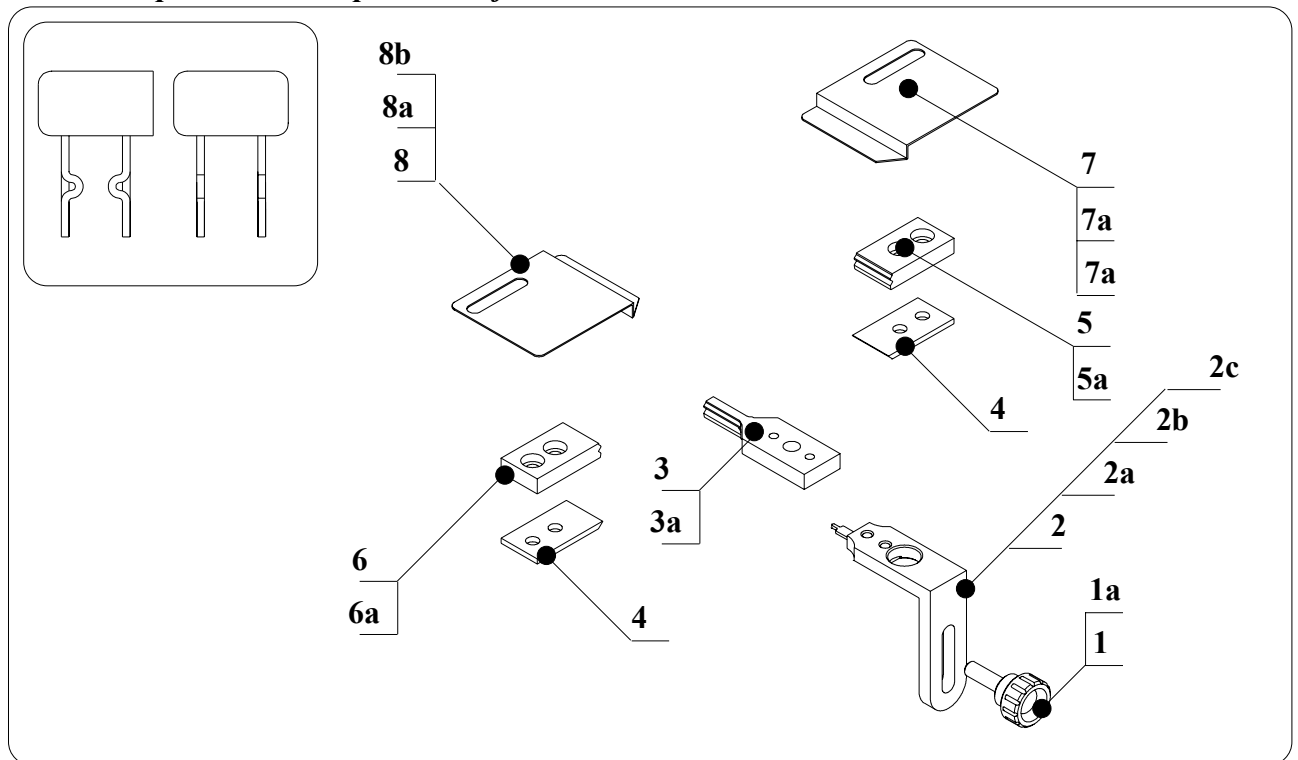


11.3.5.1 DETAILED SPARE PARTS LIST OF DIE ASSEMBLY STRAIGHT CUT COD. 161000

Ref.	Item	Description	Q.ty
1	400210	KNOB M5X16 (supplied with the machine)	1
1a	420022	WASHER D. 5 (supplied with the machine)	2
2	160040	COMPLETE PREFORMING ADJUSTER FROM P=2 TO P=10,16	1
2a	160018	REFERENCE HOLDER FROM P=2 TO P=10,16	1
2b	160019	PREFORMING REFERENCE FROM P=2 TO P=10,16	1
2c	500006	CS SCREW M3X8	2
3	161002	DIE P. 2,54 STRAIGHT CUT	1
3	161003	DIE P. 5,08 STRAIGHT CUT	1
3	161004	DIE P. 7,62 STRAIGHT CUT	1
3	161005	DIE P. 10,16 STRAIGHT CUT	1
3a	750302	BH SCREW M5X12	1
4	160607	CUTTING BLADES TP/SC4	2
5	161001	SIDE PUNCH STRAIGHT CUT	2
5a	150210	REDUCED CAPSCREW M4X10	4
6	160949	RIGHT SAFETY COVER FOR DIE ASSEMBLIES 160900 AND 161000	1
6a	500070	SCREW TBEI M5X8	1
6b	420022	WASHER D. 5	1
7	160950	LEFT SAFETY COVER FOR DIE ASSEMBLIES 160900 AND 161000	1
7a	500070	SCREW TBEI M5X8	1
7b	420022	WASHER D. 5	1

11.3.6. DETAILED DRAWING OF PREFORMING UNIT COD. 161100

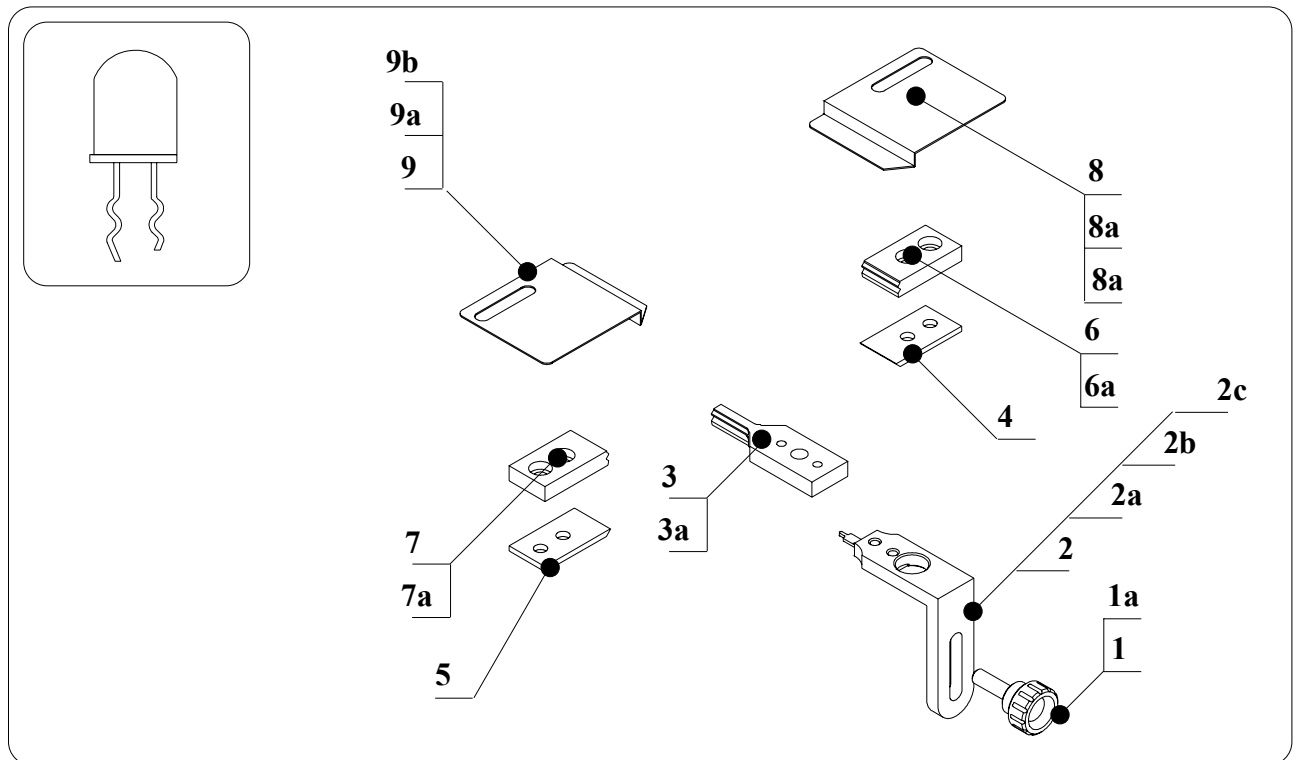
ponte diodo a quattro reofori



11.3.6.1 DETAILED SPARE PARTS LIST OF PREFORMING UNIT COD. 161100

Ref.	Item	Description	Q.ty
1	400210	KNOB M5X16 (supplied with the machine)	1
1a	420022	WASHER D. 5 (supplied with the machine)	2
2	160040	COMPLETE PREFORMING ADJUSTER FROM P=2 TO P=10,16	1
2a	160018	REFERENCE HOLDER FROM P=2 TO P=10,16	1
2b	160019	PREFORMING REFERENCE FROM P=2 TO P=10,16	1
2c	500006	CS SCREW M3X8	2
3	161101	DIE DIODE BRIDGE 4 LEADS P=5,08	1
3a	550012	BH SCREW M5X15	1
4	160607	CUTTING BLADE TP/SC4	2
5	161510	RIGHT FORMING PUNCH STAND OFF KINK INWARDS P. 2-2,54	1
5a	150210	REDUCED CAP SCREW M4X10	2
6	161511	LEFT FORMING PUNCH STAND OFF KINK INWARDS P. 2-2,54	1
6a	150210	REDUCED CAP SCREW M4X10	2
7	160011	RIGHT DOOR FOR TP/SC4	1
7a	500070	SCREW TBEI M5X8	1
7b	420022	WASHER D. 5	1
8	160012	LEFT DOOR FOR TP/SC4	1
8a	500070	SCREW TBEI M5X8	1
8b	420022	WASHER D. 5	1

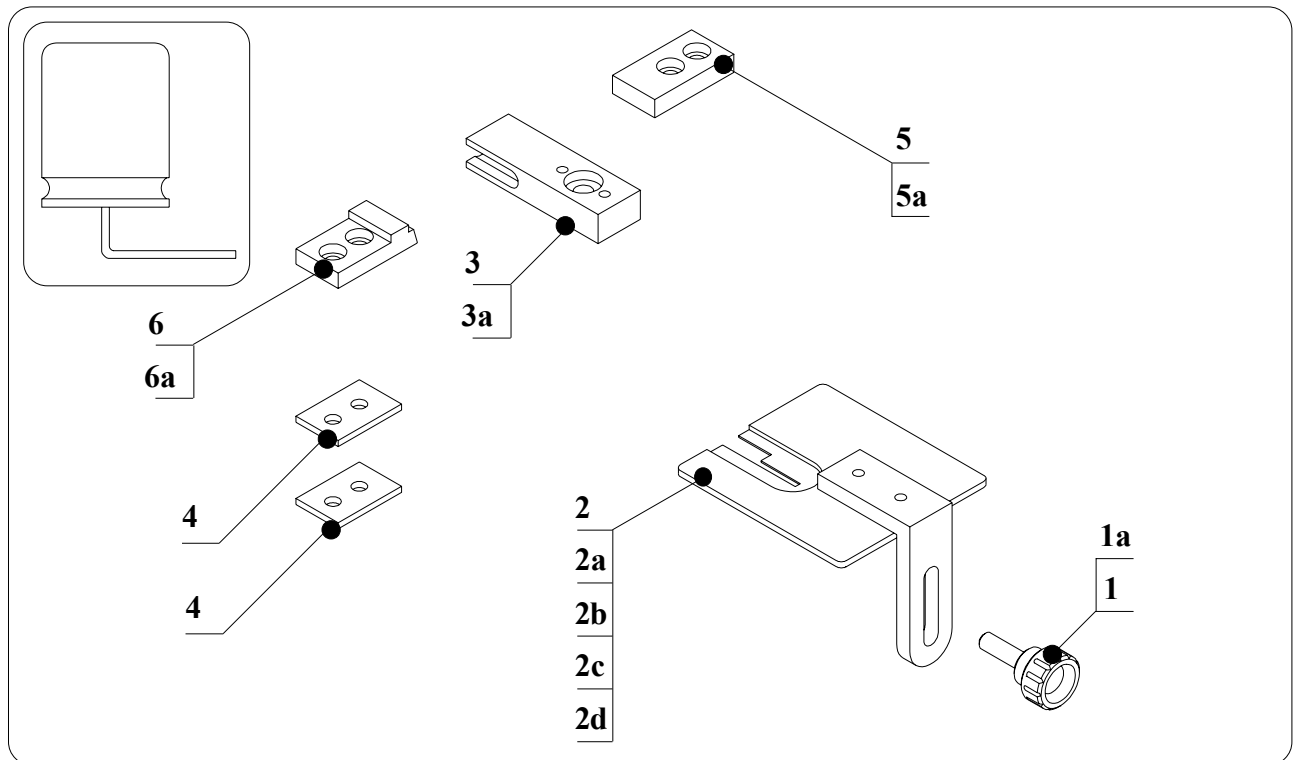
11.3.7. DETAILED DRAWING OF PREFORMING UNIT COD. 161200 POLARITY



11.3.7.1 DETAILED SPARE PARTS LIST OF PREFORMING UNIT COD. 161200

Ref.	Item	Description	Q.ty
1	400210	KNOB M5X16 (supplied with the machine)	1
1a	420022	WASHER D. 5 (supplied with the machine)	2
2	160040	COMPLETE PREFORMING ADJUSTER FROM P=2 TO P=10,16	1
2a	160018	REFERENCE HOLDER FROM P=2 TO P=10,16	1
2b	160019	PREFORMING REFERENCE FROM P=2 TO P=10,16	1
2c	500006	CS SCREW M3X8	2
3	161205	DIE P. 2,54 POLARITY	1
3a	550012	BH SCREW M5X15	1
4	160607	CUTTING BLADE TP/SC4	1
5	161202	LEFT CUTTING BLADE POLARITY	1
6	161201	RIGHT FORMING PUNCH POLARITY	1
6a	150210	REDUCED CAP SCREW M4X10	2
7	161203	LEFT FORMING PUNCH POLARITY	1
7a	150210	REDUCED CAP SCREW M4X10	2
8	160011	RIGHT DOOR FOR TP/SC4	1
8a	500070	SCREW TBEI M5X8	1
8b	420022	WASHER D. 5	1
9	160012	LEFT DOOR FOR TP/SC4	1
9a	500070	SCREW TBEI M5X8	1
9b	420022	WASHER D. 5	1

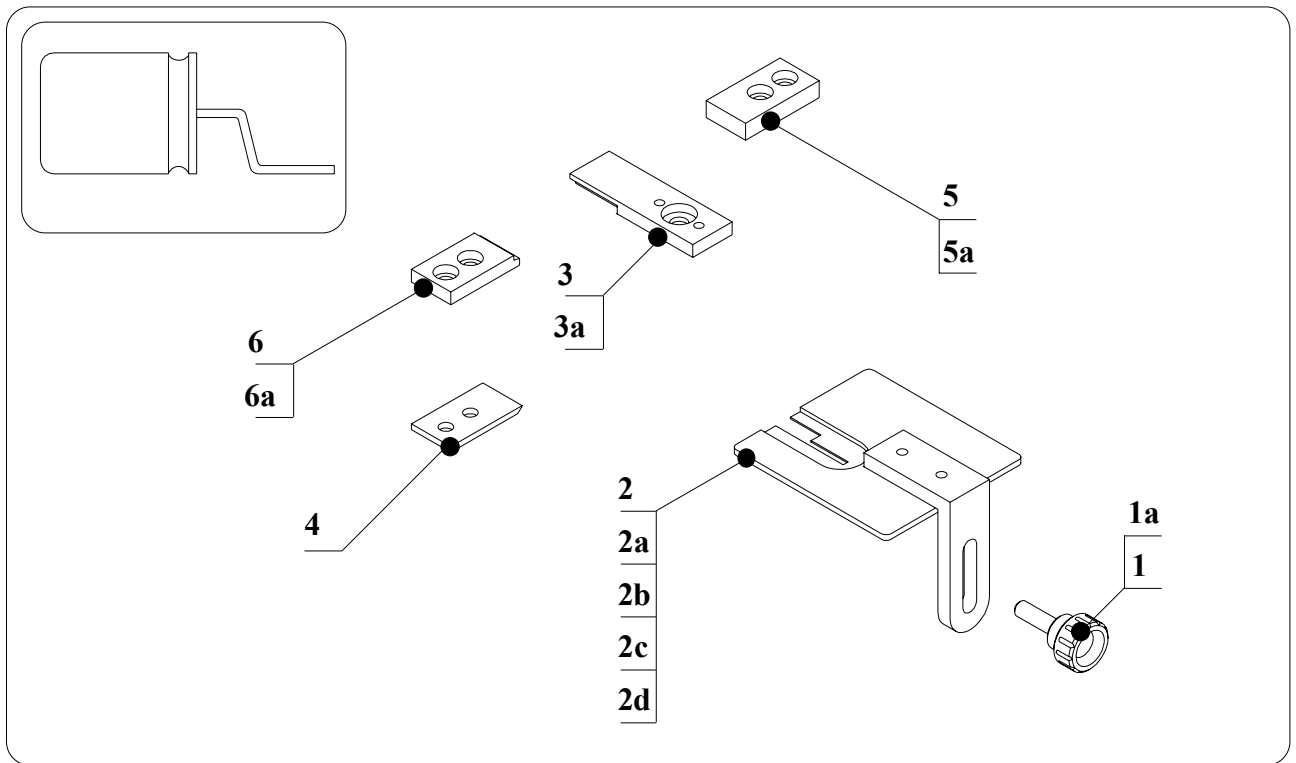
11.3.8. DETAILED DRAWING OF PREFORMING UNIT COD. 161300 90° BENDING



11.3.8.1 DETAILED SPARE PARTS LIST OF PREFORMING UNIT COD. 161300

Ref.	Item	Description	Q.ty
1	400210	KNOB M5X16 (supplied with the machine)	1
1a	420022	WASHER D. 5 (supplied with the machine)	2
2	160041	COMPLETE PREFORMING ADJUSTERSMD COMPONENTS AND 90° BENDING	1
2a	160021	REFERENCE HOLDER FOR SMD / 90° BENDING/ TO220	1
2b	160022	PREFORMING REFERENCE FOR SMD AND 90° BENDING	1
2c	160047	SCREW TS M3x10	2
2d	400116	NUT M3	2
3	161301	DIE 90° BENDING	1
3a	550012	BH SCREW M5X15	1
4	160016	THICKNESS PLATE	2
5	161403	RIGHT FORMING PUNCH	1
5a	150210	REDUCED CAP SCREW M4X10	2
6	161302	CUTTING FORMING PUNCH 90° BENDING	1
6a	150210	REDUCED CAP SCREW M4X10	2

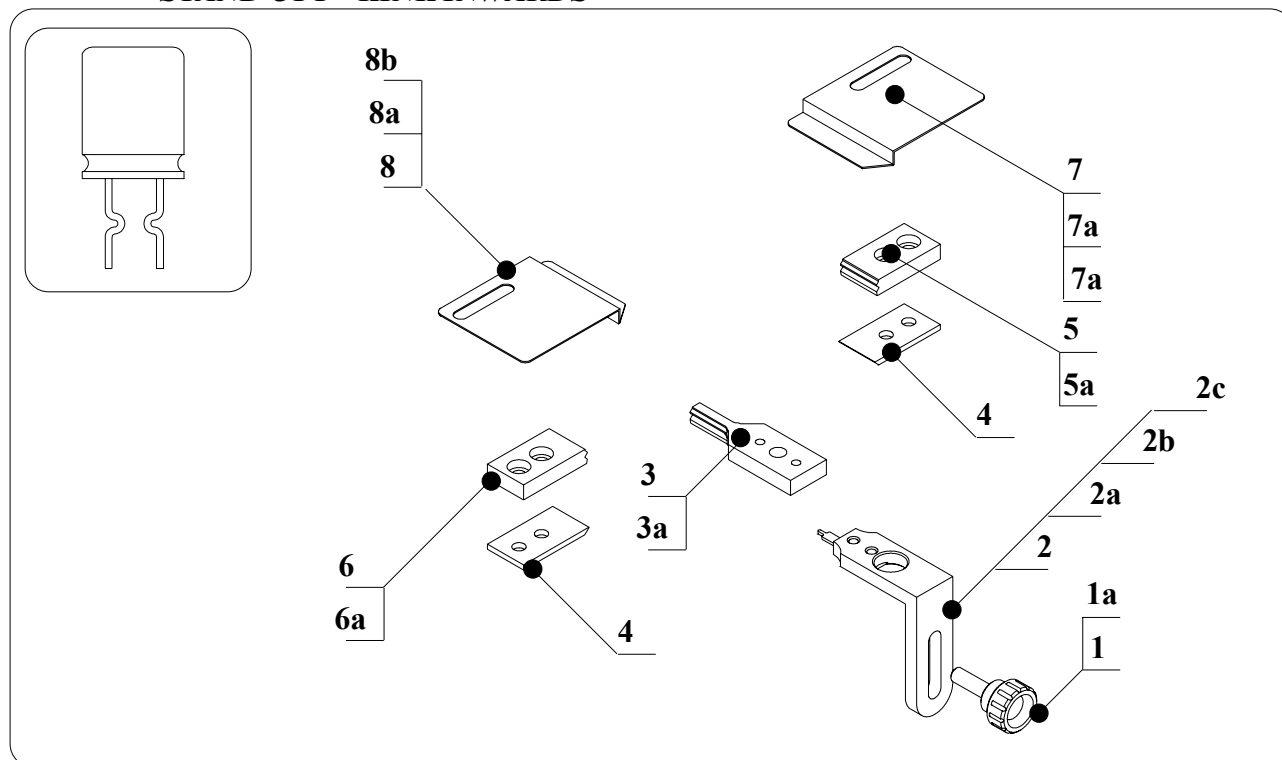
11.3.9. DETAILED DRAWING OF PREFORMING UNIT COD. 161400 SURFACE MOUNTING



11.3.9.1 DETAILES SPARE PARTS LIST OF PREFORMING UNIT COD. 161400

Ref.	Item	Description	Q.ty
1	400210	KNOB M5X16 (supplied with the machine)	1
1a	420022	WASHER D. 5 (supplied with the machine)	2
2	160041	COMPLETE PREFORMING ADJUSTER SMD COMPONENTS AND 90° BENDING	1
2a	160021	REFERENCE HOLDER FOR SMD / 90° BENDING/ TO220	1
2b	160022	PREFORMING REFERENCE FOR SMD AND 90° BENDING	1
2c	160047	SCREW TS M3x10	2
2d	400116	NUT M3	2
3	161402	DIE SURFACE MOUNTING	1
3a	750302	BH SCREW M5X12	1
4	160607	CUTTING BLADE TP/SC4	2
5	161403	RIGHT FORMING PUNCH	1
5a	150210	REDUCED CAP SCREW M4X10	2
6	161401	LEFT FORMING PUNCH SURFACE MOUNTING	1
6a	150210	REDUCED CAP SCREW M4X10	2

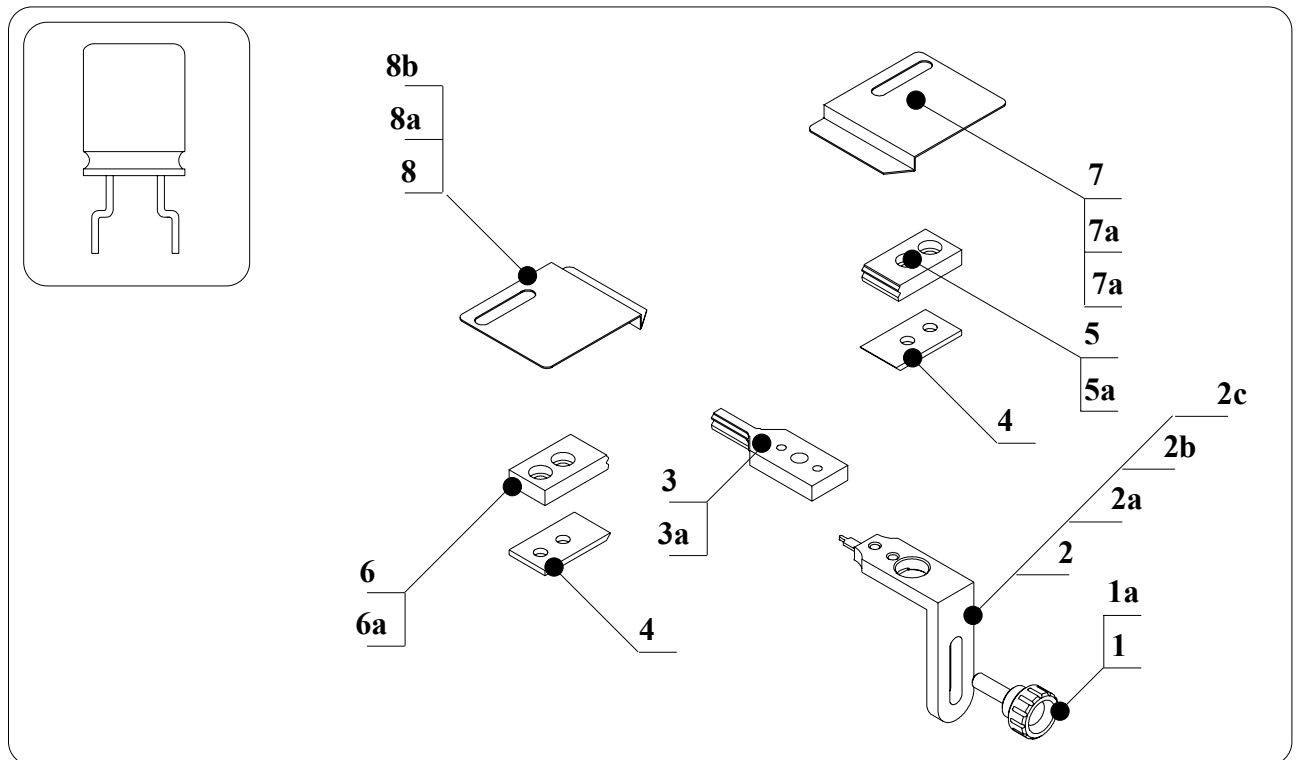
11.3.10. DETAILED DRAWING OF PREFORMING UNIT COD. 161500 STAND OFF - KINK INWARDS



11.3.10.1 DETAILED SPARE PARTS LIST OF PREFORMING UNIT COD. 161500

Ref.	Item	Description	Q.ty
1	400210	KNOB M5X16 (supplied with the machine)	1
1a	420022	WASHER D. 5 (supplied with the machine)	2
2	160040	COMPLETE PREFORMING ADJUSTER FROM P=2 TO P=10,16	1
2a	160018	REFERENCE HOLDER FROM P=2 TO P=10,16	1
2b	160019	PREFORMING REFERENCE FROM P=2 TO P=10,16	1
2c	500006	CS SCREW M3X8	2
3	161503	DIE P. 2,54 STAND OFF KINK INWARDS	1
3	161505	DIE P. 5,08 STAND OFF KINK INWARDS	1
3	161506	DIE P. 7,62 STAND OFF KINK INWARDS	1
3	161507	DIE P. 10,16 STAND OFF KINK INWARDS	1
3a	550012	BH SCREWM5X15	1
4	160607	CUTTINGBLADE TP/SC4	2
5	161510	RIGHT FORMING PUNCH STAND OFF KINK INWARDS P. 2-2,54	1
5	161508	RIGHT FORMING PUNCH STAND OFF KINK INWARDS 5,08-10,16	1
5a	150210	REDUCED CAPSCREWM4X10	2
6	161511	LEFT FORMING PUNCH STAND OFF KINK INWARDS P. 2-2,54	1
6	161509	LEFT FORMING PUNCH STAND OFF KINK INWARDS 5,08-10,16	1
6a	150210	REDUCED CAPSCREWM4X10	2
7	160011	RIGHT DOOR FOR TP/SC4	1
7a	500070	SCREW TBEI M5X8	1
7b	420022	WASHER D. 5	1
8	160012	LEFT DOOR FOR TP/SC4	1
8a	500070	SCREW TBEI M5X8	1
8b	420022	WASHER D. 5	1

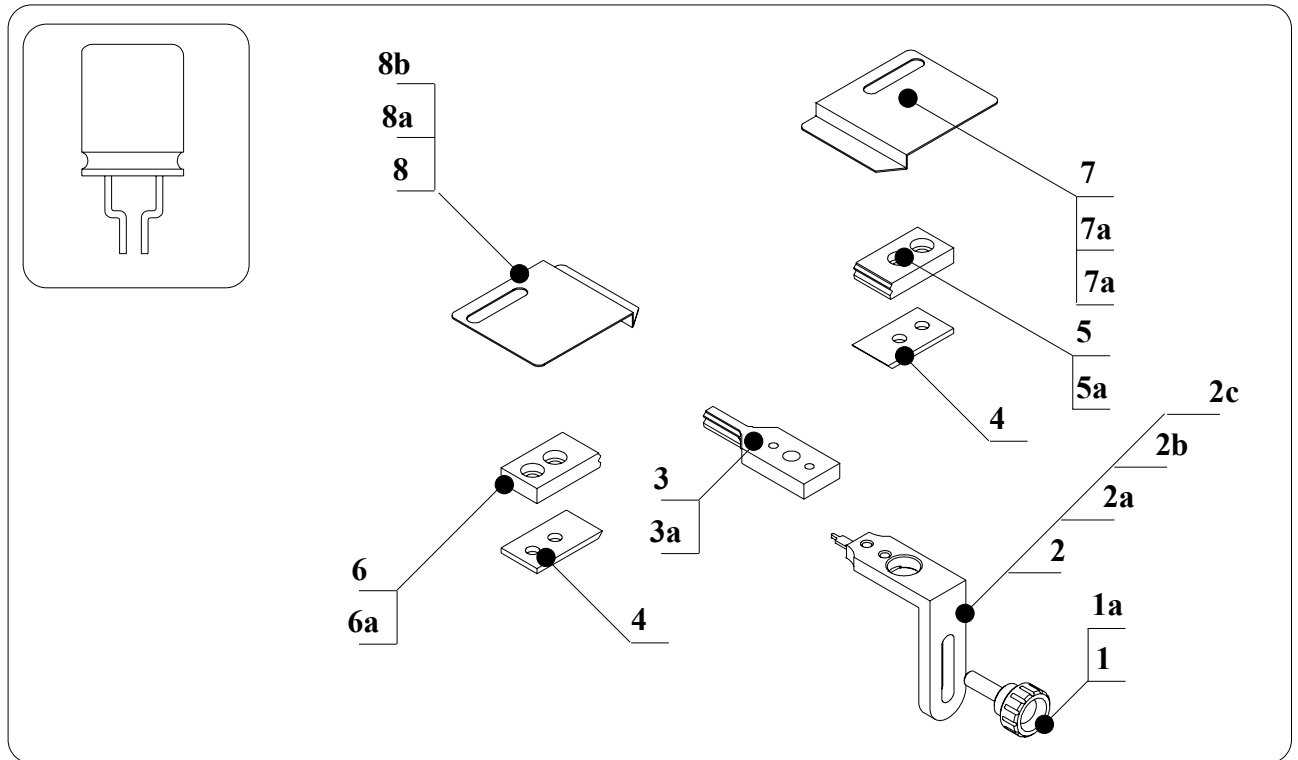
11.3.11. DETAILED DRAWING OF PREFORMING UNIT COD. 161700 TO SPREAD OUT AND CUT



11.3.11.1 DETAILED SPARE PARTS LIST OF PREFORMING UNIT COD. 161700

Ref.	Item	Description	Q.ty
1	400210	KNOB M5X16 (supplied with the machine)	1
1a	420022	WASHER D. 5 (supplied with the machine)	2
2	160040	COMPLETE PREFORMING ADJUSTER FROM P=2 TO P=10,16	1
2a	160018	REFERENCE HOLDER FROM P=2 TO P=10,16	1
2b	160019	PREFORMING REFERENCE FROM P=2 TO P=10,16	1
2c	500006	CS SCREW M3X8	2
3	161703	DIE TO SPREAD OUT AND CUT	1
3a	550012	BH SCREW M5X15	1
4	160607	CUTTING BLADE TP/SC4	2
5	161701	RIGHT FORMING PUNCH TO SPREAD OUT AND CUT	1
5a	150210	REDUCED CAPSCREW M4X10	2
6	161702	LEFT FORMING PUNCH TO SPREAD OUT AND CUT	1
6a	150210	REDUCED CAPSCREW M4X10	2
7	160011	RIGHT DOOR FOR TP/SC4	1
7a	500070	SCREW TBEI M5X8	1
7b	420022	WASHER D. 5	1
8	160012	LEFT DOOR FOR TP/SC4	1
8a	500070	SCREW TBEI M5X8	1
8b	420022	WASHER D. 5	1

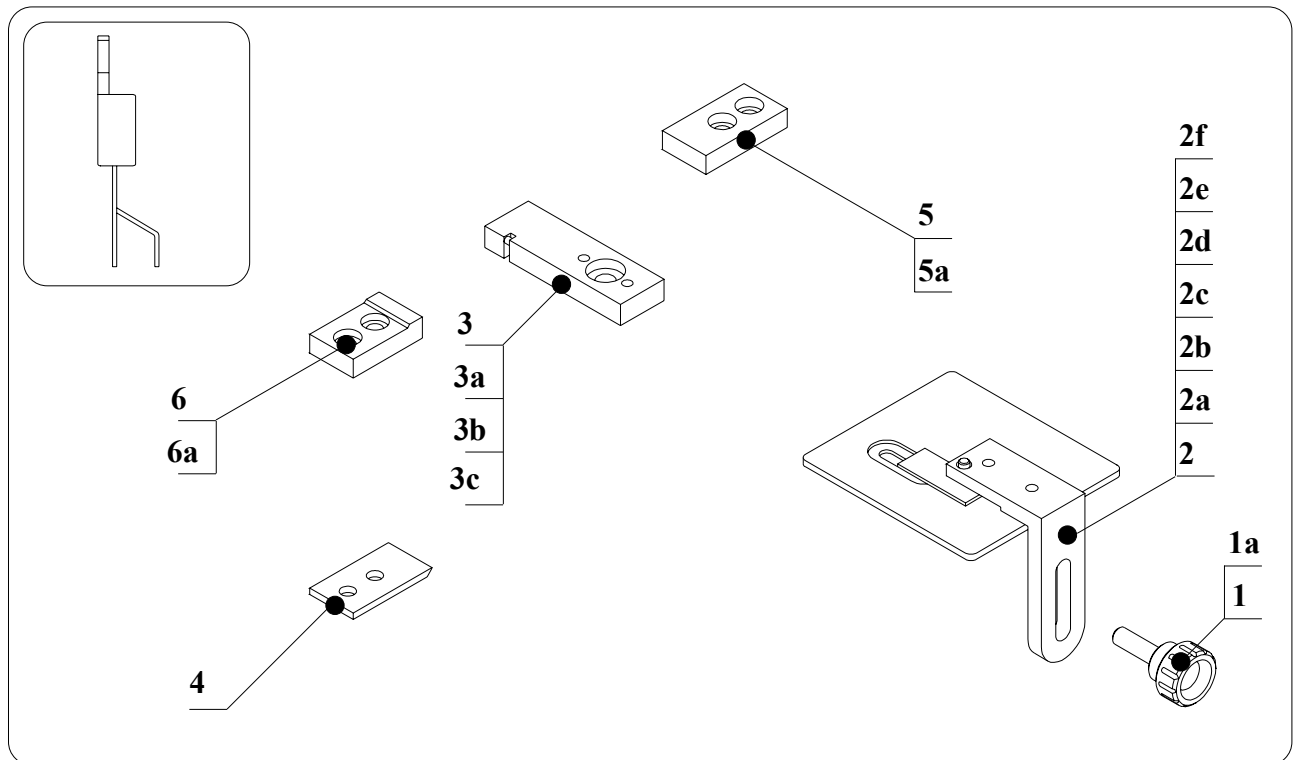
11.3.12. DETAILED DRAWING OF PREFORMING UNIT COD. 161800 TO REDUCE PITCH AND CUT



11.3.12.1 DETAILED SPARE PARTS LIST OF PREFORMING UNIT COD. 161800

Ref.	Item	Description	Q.ty
1	400210	KNOB M5X16 (supplied with the machine)	1
1a	420022	WASHER D. 5 (supplied with the machine)	2
2	160040	COMPLETE PREFORMING ADJUSTER FROM P=2 TO P=10,16	1
2a	160018	REFERENCE HOLDER FROM P=2 TO P=10,16	1
2b	160019	PREFORMING REFERENCE FROM P=2 TO P=10,16	1
2c	500006	CS SCREW M3X8	2
3	161803	DIETOREDUCEPITCHANDCUT	1
3a	550012	BHSCREWM5X15	1
4	160607	CUTTINGBLADETP/SC4	2
5	161801	RIGHTFORMINGPUNCHTOREDUCEPITCHANDCUT	1
5a	150210	REDUCEDCAPSCREWM4X10	2
6	161802	LEFTFORMINGPUNCHTOREDUCEPITCHANDCUT	1
6a	150210	REDUCEDCAPSCREWM4X10	2
7	160011	RIGHTDOORFORTP/SC4	1
7a	500070	SCREWTBEIM5X8	1
7b	420022	WASHER D. 5	1
8	160012	LEFTDOORFORTP/SC4	1
8a	500070	SCREWTBEIM5X8	1
8b	420022	WASHER D. 5	1

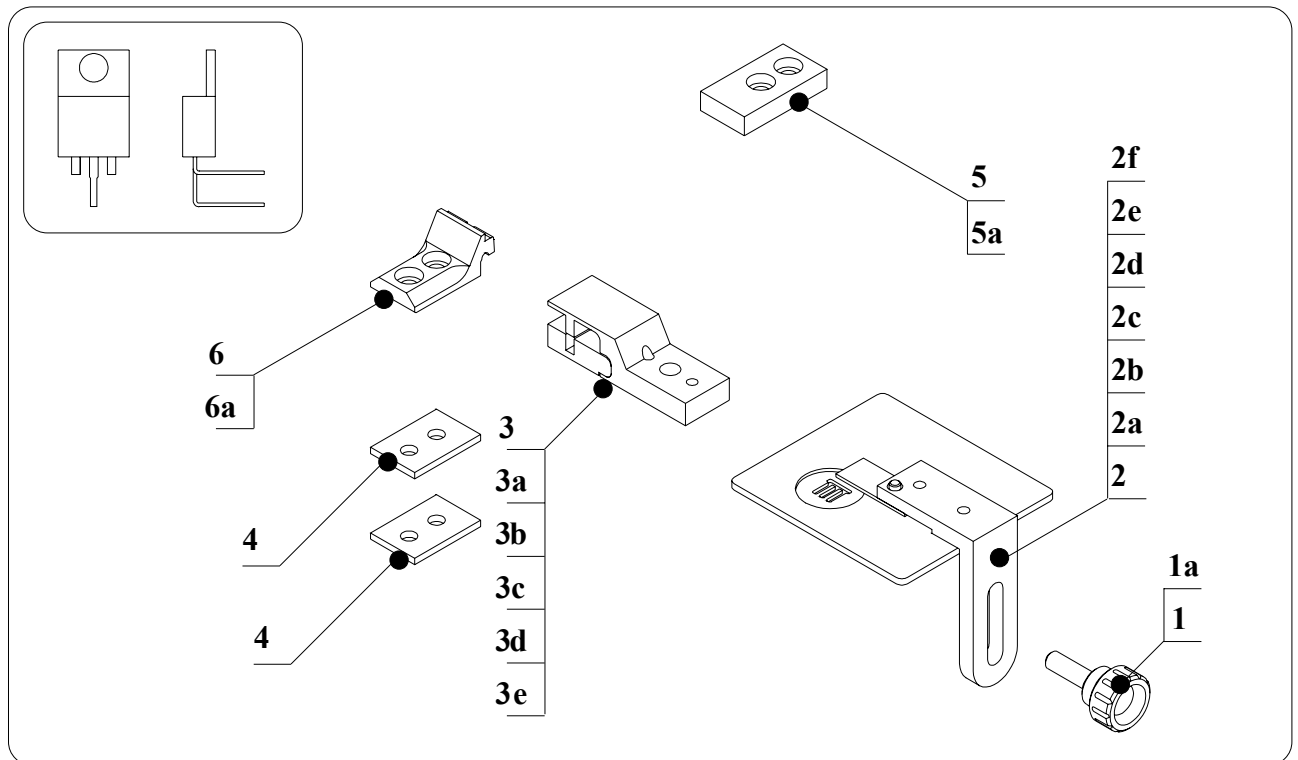
11.3.13. DETAILED DRAWING OF PREFORMING UNIT COD. 162100 TO 220 CENTER LEAD SPREAD & CUT



11.3.13.1 DETAILED SPARE PARTS LIST OF PREFORMING UNIT COD. 162100

Ref.	Item	Description	Q.ty
1	400210	KNOB M5X16 (supplied with the machine)	1
1a	420022	WASHER D. 5 (supplied with the machine)	2
2	160042	COMPLETE HEIGHT ADJUSTER FOR COMP. TO220	1
2a	160024	HEIGHT ADJUSTER HOLDER FOR TO220 AND 90° BENDING CENT. LEAD SPREAD	1
2b	160031	PLATE	1
2c	850415	SCREW PP M3X4	1
2d	160025	PREFORMING REFERENCE FOR TO220	1
2e	160047	SCREW TS M3x10	2
2f	400116	NUT M3	2
3	162101	DIE TO220 CENTER LEAD SPREAD ON AND CUT	1
3a	550012	BH SCREW M5X15	1
3b	152110	CYLINDRIC PIN D. 2x10	1
3c	750302	BH SCREW M5X12	1
4	160607	CUTTINGBLADE TP/SC4	1
5	161403	RIGHT FORMING PUNCH	1
5a	150210	REDUCED CAPSCREW M4X10	1
6	162102	LEFT FORMING PUNCH TO220 CENT. LEAD SPREAD ON & CUT	1
6a	150210	REDUCED CAPSCREW M4X10	1

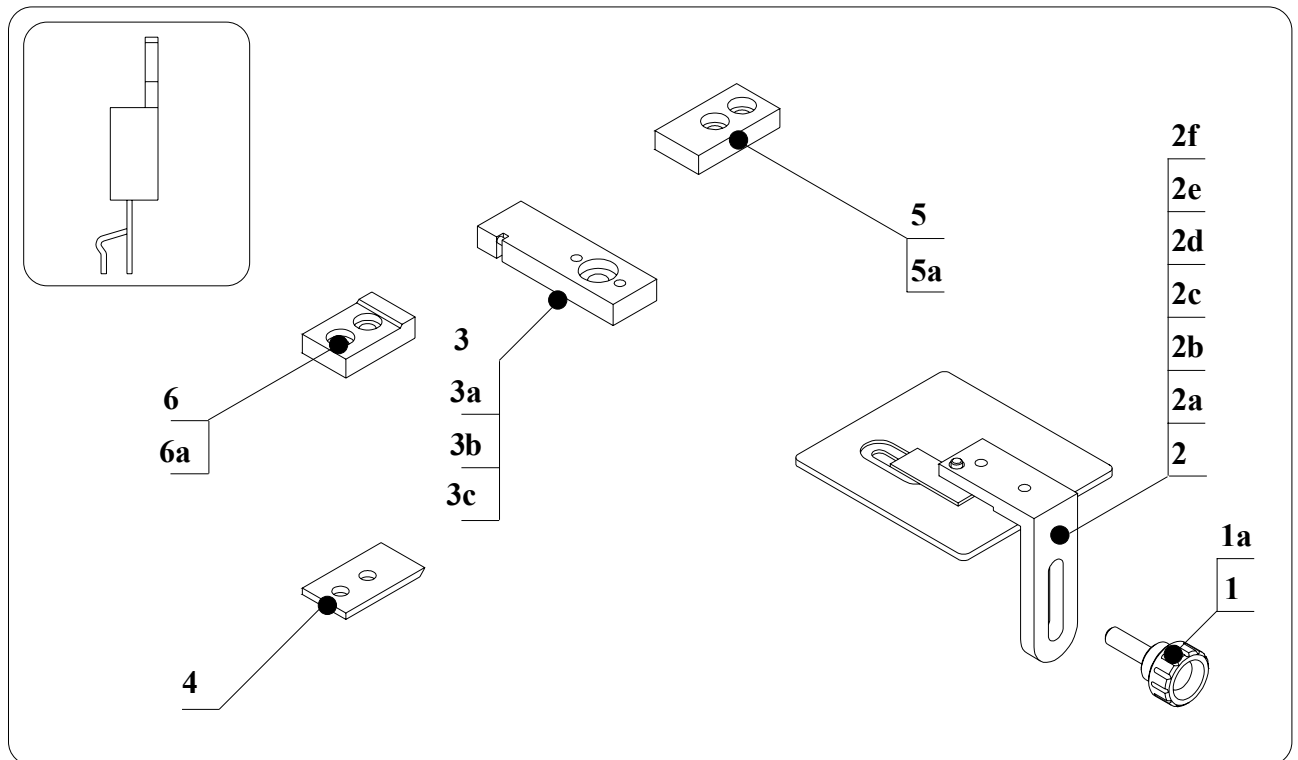
11.3.14. DETAILED DRAWING OF PREFORMING UNIT COD. 163100 TO 220 90° BENDING CENTER LEAD OFF SET



11.3.14.1 DETAILED SPARE PARTS LIST OF PREFORMING UNIT COD. 163100

Ref.	Item	Description	Q.ty
1	400210	KNOB M5X16 (supplied with the machine)	1
1a	420022	WASHER D. 5 (supplied with the machine)	2
2	160043	HEIGHT ADJUSTER COMP. 90° BENDING CENTER LEAD OFF SET	1
2a	160024	HEIGHT ADJUSTER HOLDER FOR TO220 AND 90° BENDING CENT. LEAD SPREAD	1
2b	160031	PLATE	1
2c	850415	SCREW PP M3X4	1
2d	160027	PREFORMING REFERENCE FOR 90° BENDING CENTER LEAD OFF SET	1
2e	160047	SCREW TS M3x10	2
2f	400116	NUT M3	2
3	163101	COMPLETE DIE TO220 90° BENDING CENTER LEAD OFF SET	1
3a	162110	DIE 90° BENDING DIFFERENCED	1
3b	152110	CYLINDRIC PIN D. 2x10	1
3c	162111	SMALL BLOCK FOR DIE TO220	1
3d	160047	SCREW TS M3x10	2
3e	550012	BH SCREW M5X15	1
4	160016	THICKNESS PLATE	2
5	161403	RIGHT FORMING PUNCH	1
5a	150210	REDUCED CAPSCREW M4X10	2
6	163102	LEFT PUNCH TO220 90° BENDING CENTER LEAD OFF SET	1
6a	150210	REDUCED CAPSCREW M4X10	2

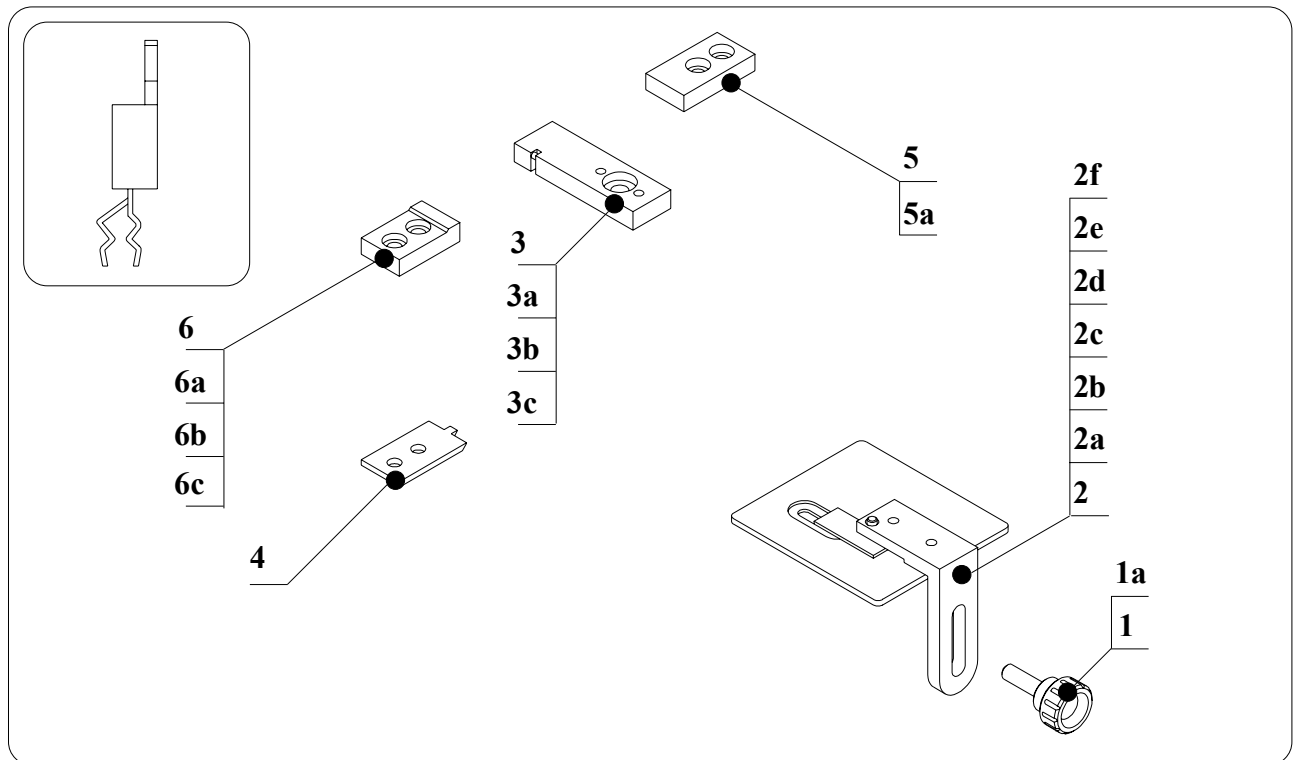
11.3.15. DETAILED DRAWING OF PREFORMING UNIT COD. 162200 TO 220 CENTER LEAD SPREAD & LOCK



11.3.15.1 DETAILED SPARE PARTS LIST OF PREFORMING UNIT COD. 162200

Ref.	Item	Description	Qty
1	400210	KNOB M5X16 (supplied with the machine)	1
1a	420022	WASHER D. 5 (supplied with the machine)	2
2	160042	COMPLETE HEIGHT ADJUSTER FOR COMP. TO220	1
2a	160024	HEIGHT ADJUSTER HOLDER FOR TO220 AND 90° BENDING CENT. LEAD SPREAD	1
2b	160031	PLATE	1
2c	850415	SCREW PP M3X4	1
2e	160047	SCREW TS M3x10	2
2d	400116	NUT M3	2
3	162201	COMPLETE DIE TO220 CENTER LEAD SPREAD & LOCK	1
3a	162203	DIE TO220 CENTER LEAD SPREAD & LOCK	1
3b	152110	CYLINDRIC PIN D. 2x10	1
3c	750302	BH SCREW M5X12	1
4	160607	CUTTING BLADE TP/SC4	1
5	161403	RIGHT FORMING PUNCH	1
5a	150210	REDUCED CAPSCREW M4X10	2
6	162202	LEFT FORMIGN PUNCH TO220 CENT. LEAD SPREAD & LOCK	1
6a	150210	REDUCED CAPSCREW M4X10	2

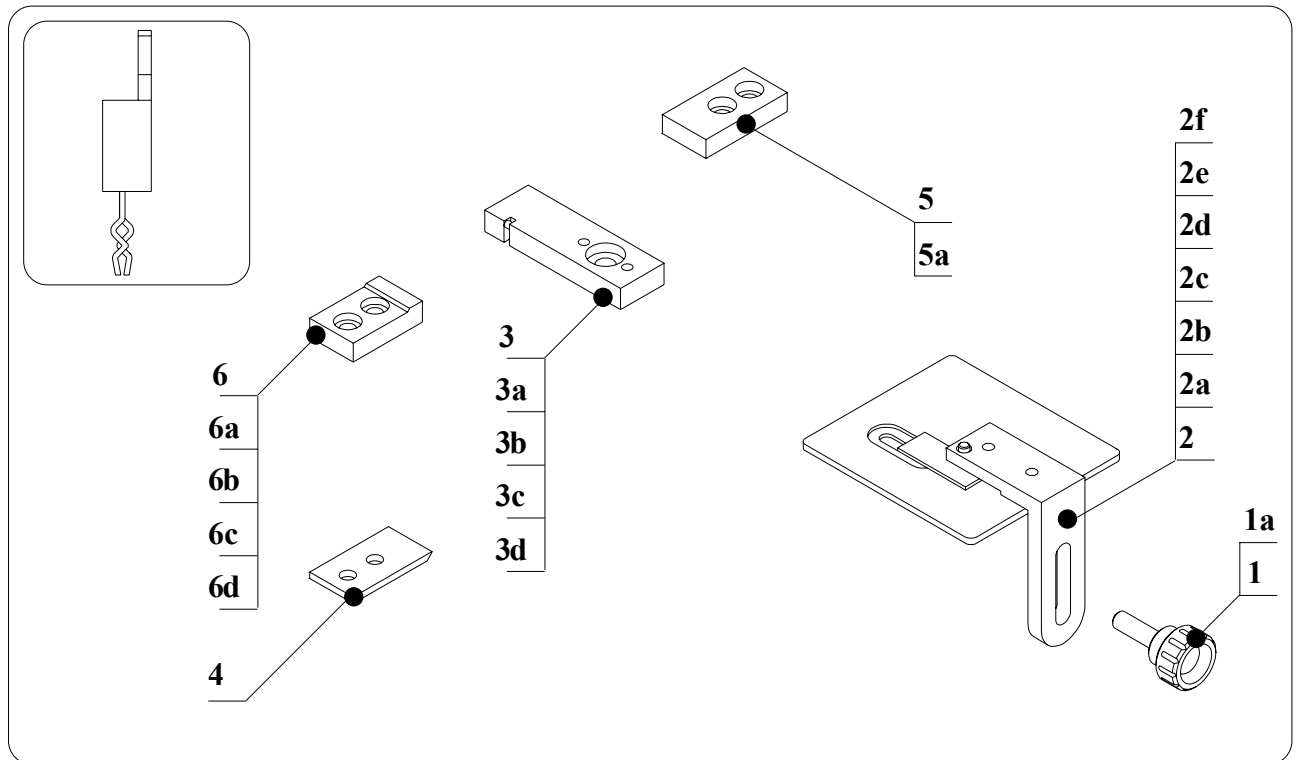
11.3.16. DETAILED DRAWING OF PREFORMING UNIT COD. 162300 TO 220 CENTER LEAD SPREAD & 3 LEAD LOCK



11.3.16.1 DETAILED SPARE PARTS LIST OF PREFORMING UNIT COD. 162300

Ref.	Item	Description	Q.ty
1	400210	KNOB M5X16 (supplied with the machine)	1
1a	420022	WASHER D. 5 (supplied with the machine)	2
2	160048	ADJUSTER/REFERENCE + POSITION. CENTRE LEAD SPREAD-DOUBLE KINK ON 3 LEADS	1
2a	160026	PREFORMING REFERENCE/CENTRE LEAD OFF SET DOUBLE KINK ON 3 LEADS	1
2b	160031	PLATE	1
2c	850415	SCREW PPH M3X4	1
2d	160024	HEIGHT ADJUSTER HOLDER FOR TO220 AND 90° BENDING CENT. LEAD SPREAD	1
2e	160047	SCREWS TS M3x10	2
2d	400116	NUT M3	2
3	162301	COMPLETE DIE TO220 CENTER LEAD SPREAD & 3 LEAD LOCK	1
3a	550012	BH SCREW M5X15	1
3b	163005	CAPSCREW M2x10	1
3c	162111	SMALL BLOCK FOR DIE TO220	1
4	162305	LEFT CUTTING BLADE TO220 CENT. LEAD SPREAD & 3 LEAD LOCK	1
5	161403	RIGHT FORMING PUNCH	1
5a	150210	REDUCED CAPSCREW M4X10	2
6	162303	COMPLETE LEFT FORMING PUNCH TO220 CENT. LEAD SPREAD & 3 LEAD LOCK	1
6a	150210	REDUCED CAPSCREW M4X10	2
6b	163005	CAPSCREW M2x10	1
6c	162304	INSERT FOR PUNCH TO220 CENTER LEAD SPREAD & 3 LEAD LOCK	1

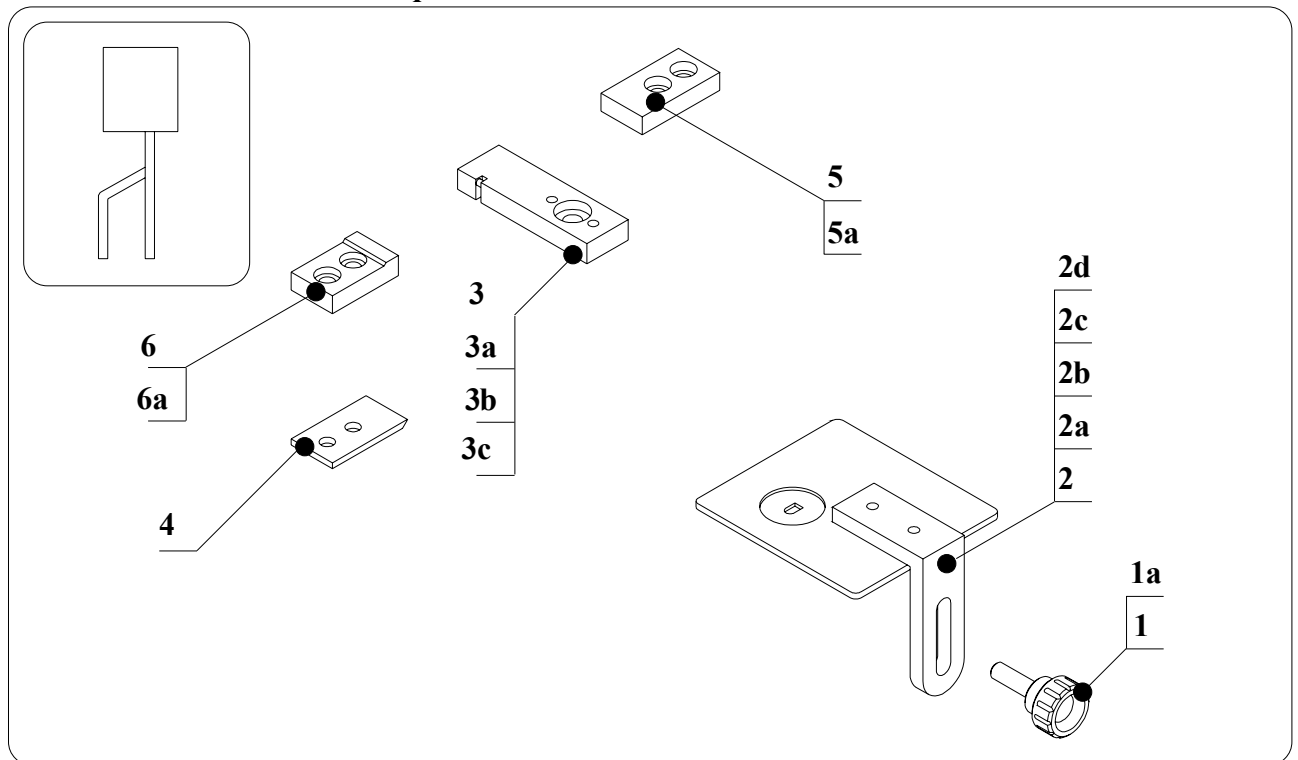
11.3.17. DETAILED DRAWING OF PREFORMING UNIT COD.162400 TO 220 stand off/lock in 3 leads in line



11.3.19.1 DETAILED SPARE PARTS LIST OF PREFORMING UNIT COD. 162400

Ref.	Item	Description	Q.ty
1	400210	KNOB M5X16 (supplied with the machine)	1
1a	420022	WASHER D. 5 (supplied with the machine)	2
2	160042	COMPLETE HEIGHT ADJUSTER FOR COMP. TO220	1
2a	160024	HEIGHT ADJUSTER HOLDER FOR TO220 AND 90° BENDING CENT. LEAD SPREAD	1
2b	160031	PLATE	1
2c	850415	SCREW PP M3X4	1
2d	160025	PREFORMING REFERENCE FOR TO220	1
2e	160047	SCREW TS M3x10	2
2d	400116	NUT M3	2
3	162401	COMPLETE DIE TO220 STAND OFF LOCK IN 3 LEAD IN LINE	1
3a	162402	DIE STAND OFF LOCK IN 3 LEAD	1
3b	152402	INSERT FOR DIE TO220 STAND OFF LOCK IN	1
3c	163005	CAPSCREW M2x10	1
3d	750302	BH SCREW M5X12	1
4	160607	CUTTINGBLADE TP/SC4	1
5	161403	RIGHTFORMINGPUNCH	1
5a	150210	REDUCEDCAPSCREWM4X10	2
6	162403	COMPLETE LEFT FORMING PUNCH TO220 STAND OFF LOCK IN 3 LEAD IN LINE	1
6a	162404	PUNCH STAND OFF LOCK IN 2 LEAD	1
6b	152404	INSERT FOR PUNCH TO220 STAND OFF LOCK IN 3 LEAD IN LINE	1
6c	163005	CAPSCREW M2x10	1
6d	150210	REDUCED CAPSCREW M4X10	2

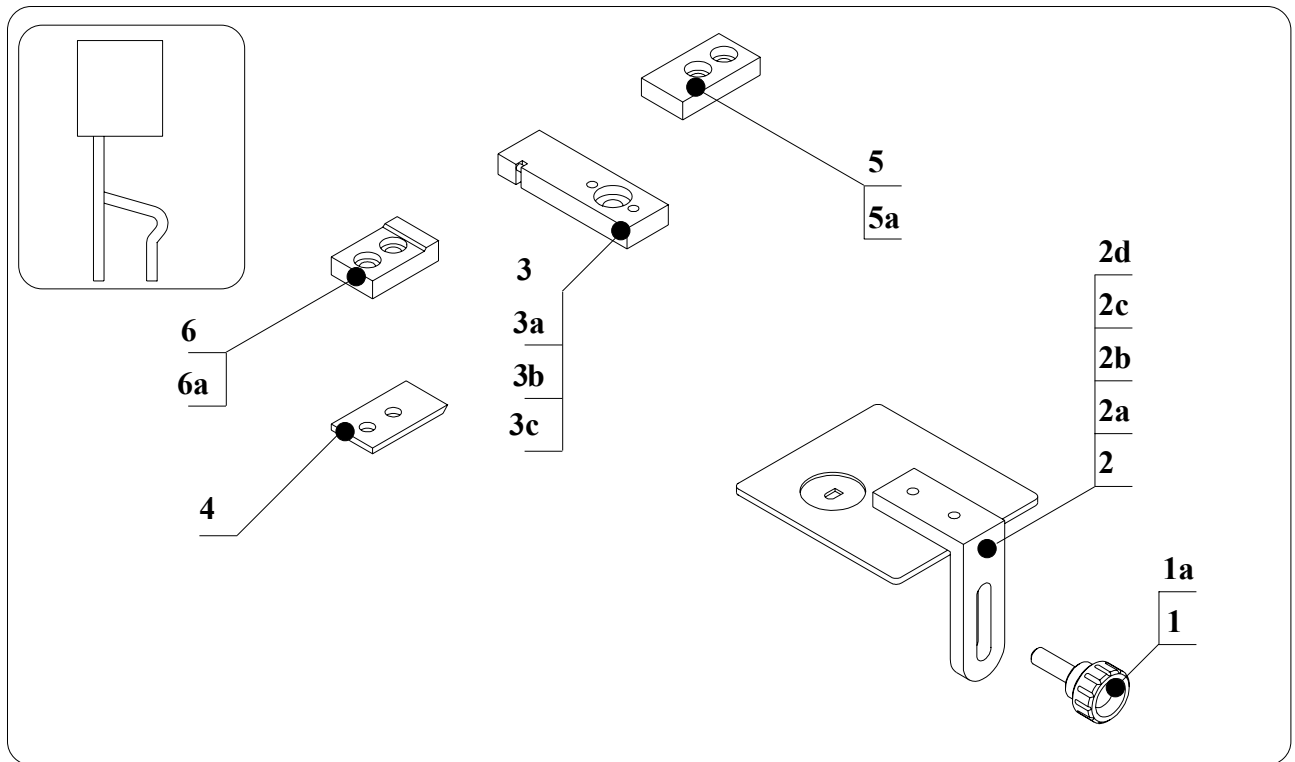
11.3.18. DETAILED DRAWING OF PREFORMING UNIT COD. 162500 TO 92 center lead spread and cut



11.3.18.1 DETAILED SPARE PARTS LIST OF PREFORMING UNIT COD.. 162500

Ref.	Item	Description	Q.ty
1	400210	KNOB M5X16 (supplied with the machine)	1
1a	420022	WASHER D. 5 (supplied with the machine)	2
2	160044	COMPLETE PREFORMING ADJUSTERTO92	1
2a	160021	REFERENCE HOLDER FOR SMD / 90° BENDING/ TO220	1
2b	160029	PREFORMING REFERENCE TO92	1
2c	160047	SCREW TS M3x10	2
2d	400116	NUT M3	2
3	162501	COMPLETE DIE TO92 CENTER LEAD SPREAD ON & CUT	1
3a	162504	DIE TO92 CENTER LEAD SPREAD	1
3b	152110	CYLINDRIC PIN D. 2x10	1
3c	750302	BH SCREW M5X12	1
4	160607	CUTTINGBLADETP/SC4	1
5	161403	RIGHT FORMINGPUNCH	1
5a	150210	RIGHT FORMINGPUNCH	2
6	162502	LEFT FORMIGN PUNCH TO92 CENTER LEAD SPREAD ON & CUT	1
6a	150210	REDUCED CAPSCREWM4X10	2

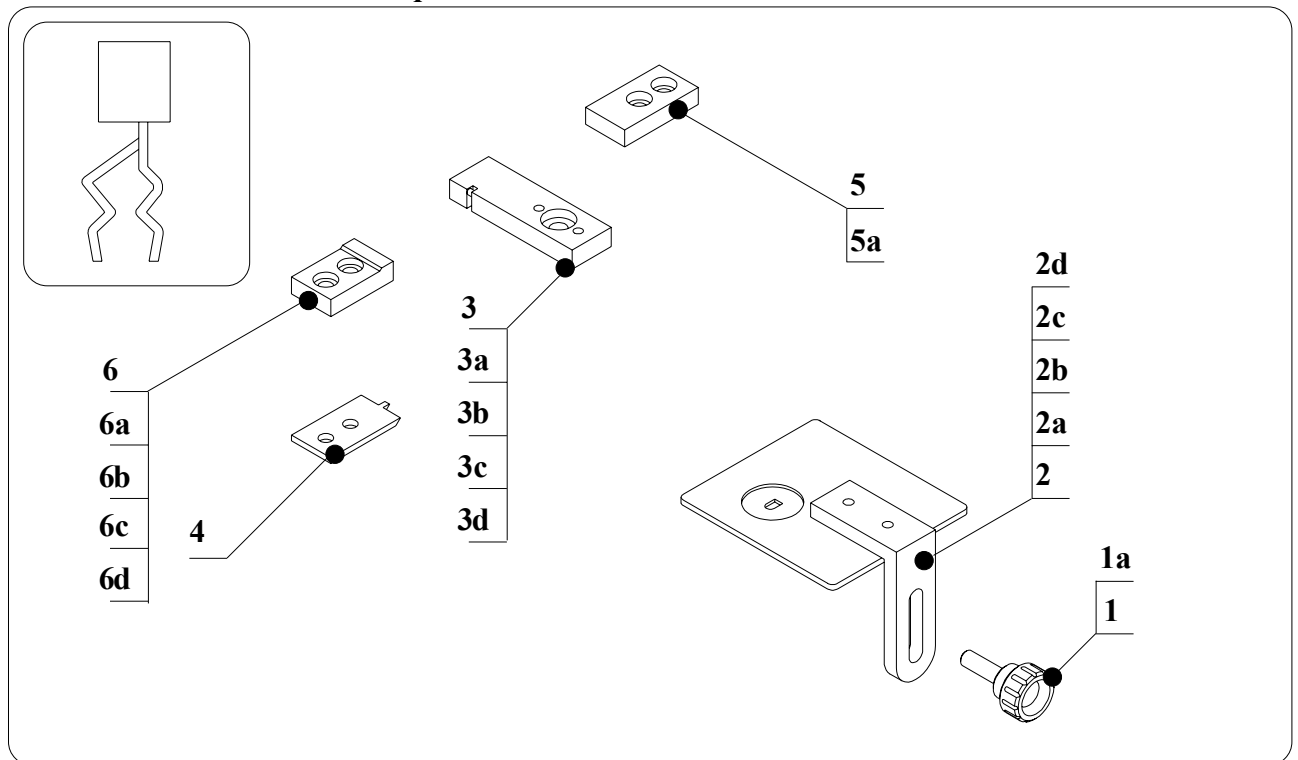
11.3.19. DETAILED DRAWING OF PREFORMING UNIT COD. 162600 TO 92 center lead spread and lock



11.3.19.1 DETAILED SPARE PARTS LIST OF PREFORMING UNIT COD. 162600

Ref.	Item	Description	Q.ty
1	400210	KNOB M5X16 (supplied with the machine)	1
1a	420022	WASHER D. 5 (supplied with the machine)	2
2	160044	COMPLETE PREFORMING ADJUSTERTO92	1
2a	160021	REFERENCE HOLDER FOR SMD / 90° BENDING/ TO220	1
2b	160029	PREFORMING REFERENCE TO92	1
2c	160047	SCREW TS M3x10	2
2d	400116	NUT M3	2
3	162601	COMPLETE DIE TO92 CENTER LEAD SPREAD & LOCK	1
3a	162603	DIE TO92 CENTER LEAD SPREAD & LOCK	1
3b	152110	CYLINDRIC PIN D. 2x10	1
3c	750302	BH SCREW M5X12	1
4	160607	CUTTINGBLADE TP/SC4	1
5	161403	RIGHTFORMINGPUNCH	1
5a	150210	REDUCED CAPSCREWM4X10	2
6	162602	LEFT FORMING PUNCH TO92 CENTER LEAD SPREAD & LOCK	1
6a	150210	REDUCED CAPSCREWM4X10	2

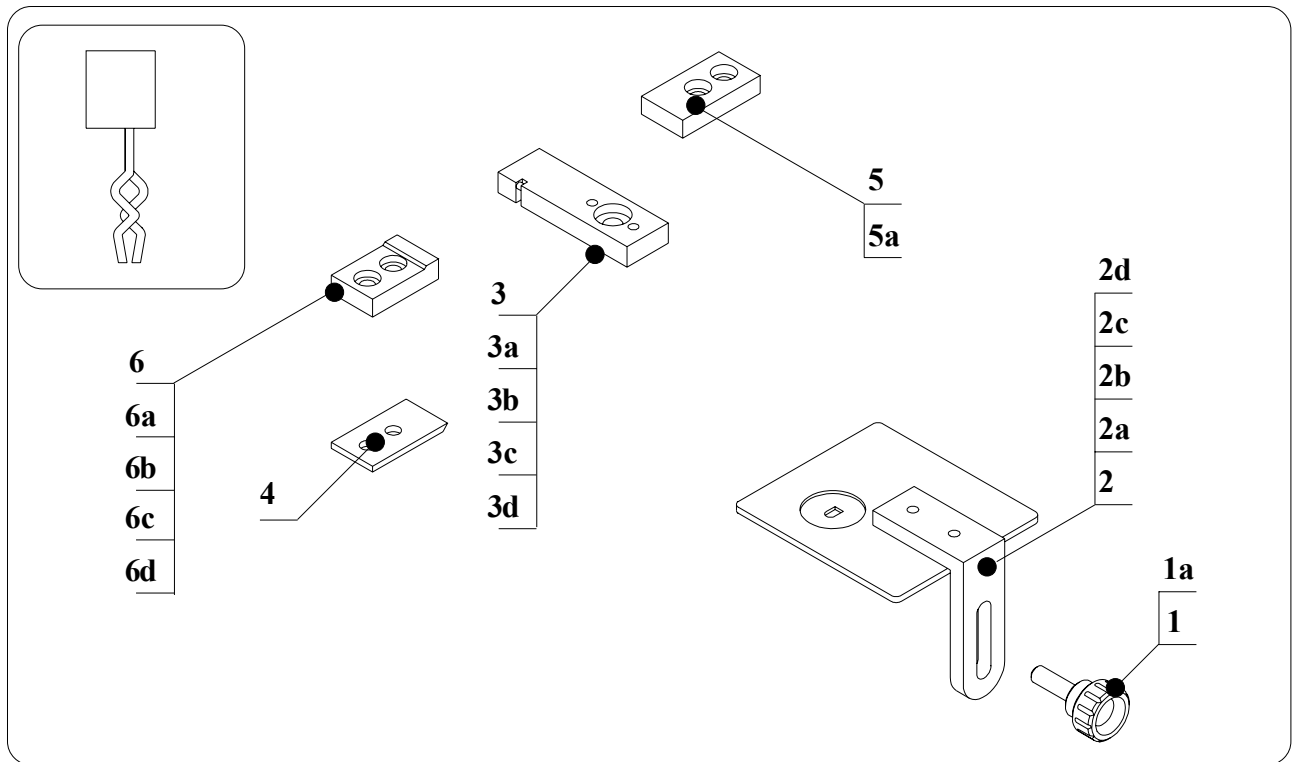
11.3.20. DETAILED DRAWING OF PREFORMING UNIT COD. 162700 TO 92 center lead spread & 3 leads lock



11.3.20.1 DETAILED SPARE PARTS LIST OF PREFORMING UNIT COD. 162700

Ref.	Item	Description	Q.ty
1	400210	KNOB M5X16 (supplied with the machine)	1
1a	420022	WASHER D. 5 (supplied with the machine)	2
2	160044	COMPLETE PREFORMING ADJUSTER TO92	1
2a	160021	REFERENCE HOLDER FOR SMD / 90° BENDING/ TO220	1
2b	160029	PREFORMING REFERENCE TO92	1
2c	160047	SCREWS TSM3x10	2
2d	400116	NUT M3	2
3	162701	COMPLETE DIE TO92 CENTER LEAD SPREAD & 3 LEAD LOCK	1
3a	162702	DIE TO92 STAND OFF LOCK IN 2 LEAD	1
3b	152702	INSERT FOR DIE TO92 CENTRE LEAD SPREAD DOUBLE KINK ON 3 LEADS	1
3c	163005	CAPSCREW M2x10	1
3d	750302	BH SCREW M5X12	1
4	162705	LEFT CUTTING BLADE TO92 CENTER LEAD SPREAD & 3 LEAD LOCK	1
5	161403	RIGHT FORMING PUNCH	1
5a	150210	REDUCED CAPSCREW M4X10	2
6	162703	COMPLETE LEFT FORMING PUNCH TO92 CENTER LEAD SPREAD & 3 LEAD LOCK	1
6a	162706	PUNCH TO92 STAND OFF LOCK IN 2 LEAD	1
6b	162704	INSERT FOR PUNCH TO92	1
6c	163005	CAPSCREW M2x10	1
6c	150210	REDUCED CAPSCREW M4X10	2

11.3.21. DETAILED DRAWING OF PREFORMING UNIT COD. 162800
TO 92 stand off/lock in 3 leads in line



11.3.21.1 DETAILED SPARE PARTS LIST OF PREFORMING UNIT COD. 162800

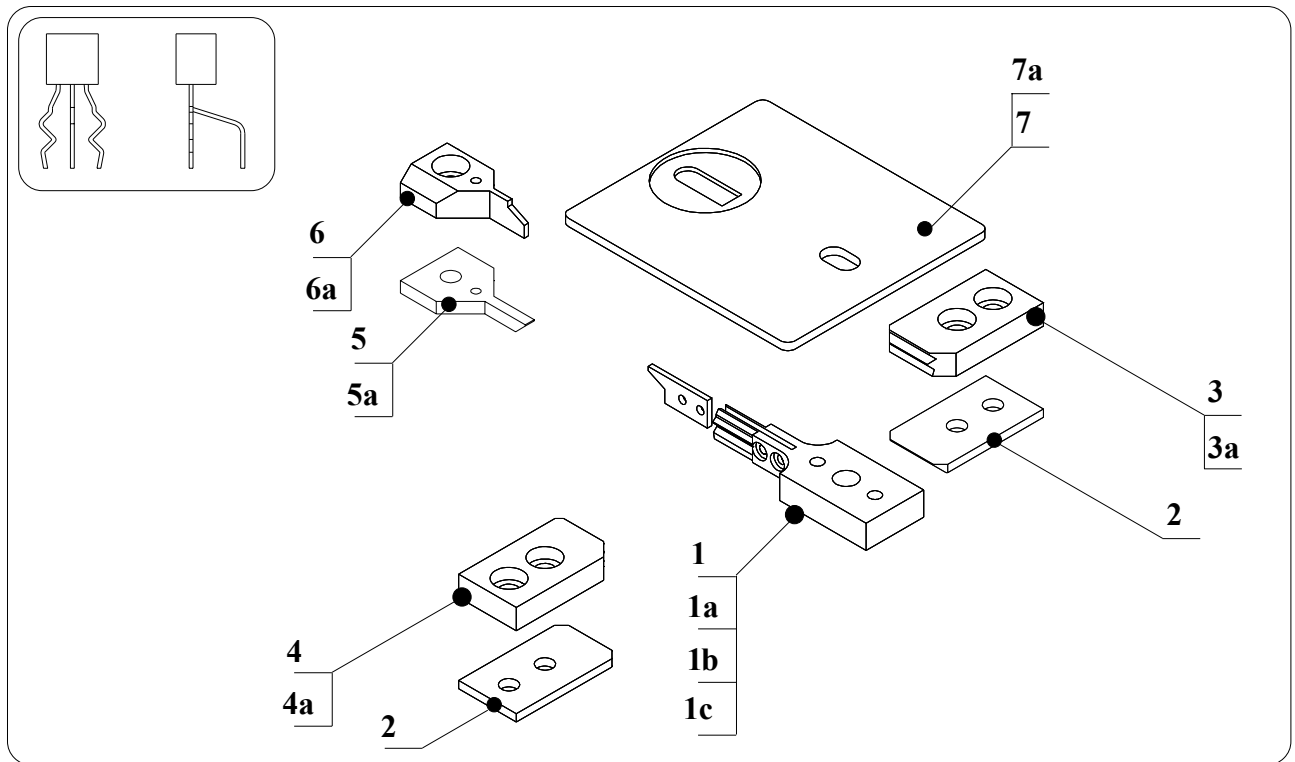
Ref.	Item	Description	Q.ty
1	400210	KNOB M5X16 (supplied with the machine)	1
1a	420022	WASHER D. 5 (supplied with the machine)	2
2	160044	COMPLETE PREFORMING ADJUSTER TO92	1
2a	160021	REFERENCE HOLDER FOR SMD/90° BENDING/TO220	1
2b	160029	PREFORMING REFERENCE TO92	1
2c	160047	SCREWS M3x10	2
2d	400116	NUT M3	2
3	162801	COMPLETE DIE TO92 STAND OFF LOCK IN 3 LEAD IN LINE	1
3a	162802	DIE TO92 STAND OFF LOCK IN	1
3b	152802	INSERT FOR DIE TO92	1
3c	163005	CAPSCREW M2x10	1
3d	750302	BH SCREW M5X12	1
4	160607	CUTTING BLADE TP/SC4	1
5	161403	RIGHT FORMING PUNCH	1
5a	150210	REDUCED CAPSCREW M4X10	2
6	162803	COMPLETE LEFT FORMING PUNCH TO92 STAND OFF LOCK IN 3 LEAD IN LINE	1
6a	162804	LEFT PUNCH TO92 STAND OFF LOCK IN	1
6b	152804	INSERT FOR PUNCH TO92	1
6c	163005	CAPSCREW M2x10	1
6c	150210	REDUCED CAPSCREW M4X10	2



11.4.1 TP/SC4 PNEUM.MACH.LOOSE RADIAL C.MAX P.=40/3 CYLIN/NO DIE ASS (cod. 16.0100)

Ref.	Item	Description	Q.ty
1	160001	BODY MACHIN TP/SC4	1
1a	400211	ENSAT BUSHING M5/M8X10	16
2	150106	RUBBER FEET D. 8	4
2a	600050	BH SCREW M4X6	4
3	150504	BRACKET B 220 FOR REGULATOR EAR 2000	1
3a	750106	BH SCREW M5X10	2
4	150502	AIR REGULATOR EAR 2000	1
4a	150503	PRESSURE GAUGE 0.10 MM FOR AIR REGULATOR	1
4b	160009	REDUCER 2530 1/4-1/8 FOR PRESSURE GAUG	1
5	150501	PLASTIC ELBOW CONNECTOR KQL-06-01S 90° 1/4	1
6	150513	PLASTIC ELBOW CONNECTOR KQL-06-01S 90° 1/8 FOR AIR BOX	2
7	950606	PIPE FITTING KQH-06-01S	10
7a	150510	RILSAN HOSE D. 6X1	6
7b	900012	UNIDIRECTIONAL FLOW ADJUSTER EAS 2201F 1/8	3
8	160013	GLYCODUR BUSHING D. 20 D. 23 H=30	6
9	160003	SUPPORT FOR CUTTING BLADE AND PUNCHES	2
9a	163001	SUPPORT FOR III° PUNCH TP/SC4	1
10	850107	NUT M8	3
11	150207	CP SET SCREW M8X20	3
12	150208	SPRING D11670 D. 5.8 H=17.5	3
13	150209	CUTTING BLADE CENTERING DEV. FOR TP/SC3	3
14	150201	CUTTING BLADE JOINT - TP/SC3	3
15	160002	CYLINDER ECQ2B4015-D	3
15a	160046	SCREW TCEI M5x50	12
17	900014	ALLEN CAP 1/8	2
18	160004	SUPPORT FOR ADJUSTABLE DIE	1
18a	160015	CYLINDER PLUG D. 3x8	2
19	750314	CAP SCREW M5X15	4
20	500028	CS SCREW M5X35	1
21	400210	KNOB M5X16	1
21a	420022	WASHER D. 5	2
22	150509	PNEUMATIC PEDAL AM-5011	1
22a	150512	SILENCER 2931 1/8 ON AIR EJECT	2
22b	150514	PLASTIC CONNECTOR KQH-06-02S 36.739,00	3
23	150521	POLYESTER SHEATH MM 20 L 1500 mm	1
23a	150510	RILSAN HOSE D. 6X1	3
24	150510	RILSAN HOSE D. 6X1	1
		ADJUSTMENT TOOL SET	
A	400804	ALLEN KEY mm. 3	1
B	500062	KEY FOR FEEDERS	1

11.3.22. DETAILED DRAWING OF PREFORMING UNIT COD. 163000
TO 92 center lead spread/outer leads spread/double kink



11.3.22.1 DETAILED SPARE PARTS LIST OF PREFORMING UNIT COD. 162800

Ref.	Item	Description	Qty
1	163003	COMPLETE DIE FOR POWER TRANSISTOR CENT. LEAD SPREAD ON AND CUT TP/SC4	1
1a	163013	DIE FOR SET WITH III° CYLINDER TP/SC4	1
1b	163004	INSERT FOR DIE TP/SC4	1
1c	163005	CAPSCREW M2x10	2
2	163008	CUTTING BLADE	1
3	163006	RIGHT PUNCH	1
3a	150210	REDUCED CAPSCREW M4X10	2
4	163007	LEFT PUNCH	1
4a	150210	REDUCED CAPSCREW M4X10	2
5	163009	REDUCED CAPSCREW M4X10	1
5a	152110	CYLINDRIC PIND. 2x10	1
6	163002	III° CYLINDER PUNCH TP/SC4	1
6a	150210	REDUCED CAPSCREW M4X10	1
7	160045	HEIGHT ADJUSTER FOR III° CYLINDER	1
7a	550012	BH SCREW M5X15	1